



STRATHBOGIE SHIRE COUNCIL

Notice is hereby given that the Ordinary Meeting of the Strathbogie Shire Council will be held on Tuesday 16 April 2013, commencing at 6.00 p.m. at the Euroa Community Conference Centre

Councillors: Debra Swan (Chair)
Colleen Furlanetto
Malcolm Little
Alister Purbrick
Patrick Storer
Robin Weatherald
Graeme (Mick) Williams

Officers: Steve Crawcour - Chief Executive Officer
Roy Hetherington - Director, Asset Services
David Woodhams - Director, Corporate and Community
Gary Abley - Acting Director, Sustainable Development

BUSINESS

1. Welcome
2. Acknowledgement of Traditional Land Owners
'In keeping with the spirit of Reconciliation, we acknowledge the traditional custodians of the land on which we are meeting today. We recognise indigenous people, their elders past and present'.
3. Apologies

Phil Howard - Director, Sustainable Development
4. Confirmation of Minutes of the Ordinary Meeting of Council held on Tuesday 19 March 2013
5. Disclosure of Interests
6. Petitions
7. Reports of Mayor and Councillors and Delegates
8. Public Question Time

EXCERPT FROM MEETING PROCEDURE LOCAL LAW NO. 1

CONDUCT OF PUBLIC

52. VISITORS

- (1) Visitors must not interject or take part in debate.
- (2) Silence shall be preserved in the gallery at all times.
- (3) If any visitor is called to order by the Chairperson and again acts in breach of this Local Law, the Chairperson may order that person to be removed from the gallery.

53. CALL TO ORDER

Any person who has been called to order, including any Councillor who fails to comply with the Chairperson's direction, will be guilty of an offence.

Penalty: \$500

54. REMOVAL FOR DISRUPTION

The Chairperson has discretion to cause the removal of any person, including a Councillor, who disrupts any meeting or fails to comply with a direction under the provisions of this Local Law.

9. Reports of Council Officers

- 9.1 Climate Change
- 9.2 Infrastructure
- 9.3 Private Enterprise
- 9.4 Public Institutions
- 9.5 Housing and Recreation
- 9.6 Tourism
- 9.7 Organisation

10. Notices of Motion

11. Closure of Meeting to the Public to consider matters listed for consideration in accordance with Section 89(2) of the Local Government Act 1989

12. Urgent Business

Steve Crawcour
CHIEF EXECUTIVE OFFICER

10 April 2013

NEXT MEETING

The next Ordinary Meeting of the Strathbogie Shire Council is scheduled to be held on Tuesday 21 May 2013, commencing at 6.00 p.m. at the Euroa Community Conference Centre.

REPORTS INDEX

		Page No.
9.	REPORTS	
9.1	Climate Change	
9.2	Infrastructure	
9.2.1	Road Management Plan Review	1
9.3	Private Enterprise	
9.4	Public Institutions	
9.5	Housing and Recreation	
9.6	Tourism	
9.7	Organisation	
9.7.1	2009-2013 Shire of Strathbogie Council Plan - 3rd Quarter Report ~ 1 January to 31 March 2013	4
9.7.2	Finance Report – March 2013	20
9.7.3	Documents for Signing and Sealing	32
9.7.4	Business Management System	33
10.	NOTICES OF MOTION	
11.	CLOSURE OF MEETING TO THE PUBLIC	
12.	URGENT BUSINESS	

9.2	Infrastructure Reports Index	
9.2.1	Road Management Plan Review	1

9. REPORTS

9.2 INFRASTRUCTURE

9.2.1 Road Management Plan Review

Author & Department

Director, Asset Services / Asset Services Directorate

File Reference

T40/0180/01(01)

Disclosure of Conflicts of Interest in relation to advice provided in this report

Officers and/or contractors providing advice in relation to this report do not have a direct or indirect interest, as provided in accordance with the *Local Government Act 1989*.

Summary

Incoming Councils are required to review a Road Management Plan during the same period as it is preparing the Council Plan.

Public Notice of the review needs to be given, stating the purpose of the review and inviting submissions for Council's consideration.

RECOMMENDATION

- 1. That Council resolve to review its Road Management Plan to ensure that the standards in relation to, and the priorities to be given to, the inspection, maintenance and repair of the roads and classes of road to which the Plan applies are appropriate.**
- 2. That Public Notice of the review be given jointly with the exhibition of the draft new 2013/2017 Council Plan.**

Background

The current Road Management Plan was adopted in June 2012 following its review by the former Council.

The provisions of the Local Government Act 1989, the Road Management Act 2004, and the Road Management (General) Regulations 2005, together require an incoming Council to review its Road Management Plan within a period of six months after election or by the next 30 June, whichever is later.

Shared Services

In anticipation of Council commencing a review, and in preparation for potential shared services activity, a joint Strathbogie / Shepparton / Moira Councils staff working party is developing a common draft Management Plan document for Council's consideration during the review.

9.2.1 Road Management Plan Review (cont.)

Conduct of Review

The Road Management (General) Regulations 2005 prescribe the conduct of the review.

The following process is suggested to satisfy the requirements –

1. Public Notice to be given jointly with the review of the Council Plan, all in accordance with Section 223 of the Local Government Act 1989.
2. The Notice to advise that the purpose of the review is to “ensure that the standards in relation to, and the priorities to be given to, the inspection, maintenance and repair of the roads and classes of road to which the Plan applies are appropriate”.
3. The Notice to invite submissions within twenty-eight days.
4. Following consideration of submissions (if any), Council to produce and display a written report summarizing the findings and conclusion of the review.

Amendment of Road Management Plan

If, following review, Council proposes to amend the Road Management Plan, a second process of public exhibition and consideration of submissions may be required.

Alternative Options

There are no alternative options as the conduct of the Road Management Plan review is a legislative requirement.

Risk Management

It is considered that a review of the Road Management Plan will bring any matters of concern to Council’s attention for action, therefore, lessen future risk.

Strategic Links

The author of this report considers that the report is consistent with Council Policies, key strategic documents and the Council Plan.

Best Value / National Competition Policy (NCP / Trade Practices Act (TPA) implications

The author of this report considers that the report is consistent with Best Value, National Competition Policy and Trade Practices Act requirements.

Financial/Budgetary Implications

The review, in itself, has no significant budget implications. Council will, however, need to consider the availability of budget funding in determining its review findings and conclusions.

Economic Implications

The author of this report considers that the recommendation has no significant economic implications for Council or the broader community.

9.2.1 Road Management Plan Review (cont.)

Environmental / Amenity Implications

The author of this report considers that the recommendation has no significant environmental or amenity implications for Council or the broader community.

Community Implications

Community members can be expected to participate in the review by requesting an upgrade of service levels on particular roads. Council will need to evaluate the requests considering equity of access for all residents and the available funding.

Victorian Charter of Human Rights and Responsibilities Act 2006

The author of this report considers that the recommendation does not limit any human rights under the Victorian Charter of Human Rights and Responsibilities Act 2006.

Legal / Statutory Implications

The author of this report considers that the recommendation has no legal or statutory implications which require the consideration of Council.

Consultation

The report proposes that a Local Government Act 1989 Section 223 consultation process apply to the review.

Attachments

Nil

9.7	Organisation Reports Index	
9.7.1	2009-2013 Shire of Strathbogie Council Plan - 3rd Quarter Report ~ 1 January to 31 March 2013	4
9.7.2	Finance Report – March 2013	20
9.7.3	Documents for Signing and Sealing	32
9.7.4	Business Management System	33

9.7 ORGANISATION

9.7.1 2009-2013 Shire of Strathbogie Council Plan - 3rd Quarter Report ~ 1 January to 31 March 2013

Author & Department

Governance Officer / Corporate and Community Directorate

File Reference

C70/0180/03

Disclosure of Conflicts of Interest in relation to advice provided in this report

Officers and/or contractors providing advice in relation to this report do not have a direct or indirect interest, as provided in accordance with the *Local Government Act 1989*.

Summary

The 2009-2013 Shire of Strathbogie Council Plan was reviewed and new actions set for its final year. Progress of these actions have been updated for this the third quarterly report for the 2012 / 2013 Financial Year.

The 2009-2013 Shire of Strathbogie Council Plan (revised 2012) has in summary:

- (39) Thirty-nine *Actions* listed in it.
- (14) Fourteen *Actions* have been completed in this revised plan during the first three quarters
- (21) Twenty-one *Actions* are in progress and are spread out over the life of the Council Plan eg. 30 June 2013.
- (4) Four *Actions* are currently under review.

RECOMMENDATION

That the report be noted.

Background

Council is required to prepare a Council Plan every four years with the actions within that plan changing yearly in accordance with section 125 of the *Local Government Act 1989*. The Council Plan includes the strategic objectives of Council and actions for achieving those objectives. The Council Plan is prepared in conjunction with the yearly budget to ensure cost implications are considered and accounted for.

This report is for the third quarter (January – March 2013) of the final year of the 2009-2013 Council Plan.

9.7.1 2009-2013 Shire of Strathbogie Council Plan
- 3rd Quarter Report ~ 1 January to 31 March 2013 (cont.)

Alternative Options

Officers providing advice in relation to this report have considered potential alternative courses of action. No feasible alternatives have been identified.

Risk Management

The author of this report considers that there are no significant Risk Management factors relating to the report and recommendation.

Strategic Links – policy implications and relevance to Council Plan

The author of this report considers that the report is consistent with Council Policies, key strategic documents and the Council Plan.

Best Value / National Competition Policy (NCP / Trade Practices Act (TPA) implications

The author of this report considers that the report is consistent with Best Value, National Competition Policy and Trade Practices Act requirements.

Financial / Budgetary Implications

All council plan actions are considered during the budget process at the start of the financial year.

As part of the council plan process some actions within the current plan were referred to the mid-year budget review. One action has been abandoned and Council's contribution for this project reallocated.

Economic Implications

The author of this report considers that the recommendation has no significant economic implications for Council or the broader community.

Environmental / Amenity Implications

The author of this report considers that the recommendation has no significant environmental or amenity implications for Council or the broader community.

Community Implications

The author of this report considers that the recommendation has no significant community or social implications for Council or the broader community.

Victorian Charter of Human Rights and Responsibilities Act 2006

The author of this report considers that the recommendation does not limit any human rights under the Victorian Charter of Human Rights and Responsibilities Act 2006.

Legal / Statutory Implications

The author of this report considers that the recommendation has no legal or statutory implications which require the consideration of Council.

Consultation

The author of this report considers that the matter under consideration did not warrant a community consultation process.

Attachments

Council Plan progress report for the January to March 2013 quarter.



COUNCIL PLAN PROGRESS REPORT

Status Indicators Key

 In Progress  Not Started  Completed  Under Review

Created: 4 April 2013



COUNCIL PLAN PROGRESS REPORT – JANUARY TO MARCH 2013 QUARTER



GOAL: 1 - A sustainable community that responds effectively to the challenges of climate change (Climate Change)

OBJECTIVE: 1.1 - To protect and enhance the natural and built environment for current and future generations

STRATEGY: 1.1.1 - Provide environmental leadership, education and support

ACTION: 1.1.1.1 - Implement priority projects from Strengthening Strathbogie in a Changing Climate and Environmental Strategy

Position(s)	Target Date	% Complete	Status	Comments
Director Asset Services	30-Jun-2013	100%	✓	Community information brochures distributed September 2012, and media campaign delivered.

STRATEGY: 1.1.2 - Develop a Council environmental sustainability strategy

ACTION: 1.1.2.1 - Develop a Shire wide Parks Management Plan

Position(s)	Target Date	% Complete	Status	Comments
Manager Engineering	31-May-2013	50%	+	Full inventory of all parks and reserves has been completed, with areas and conditions being assessed. Standards of existing service are currently being analysed.

STRATEGY: 1.1.3 - Develop and promote appropriate environmental sustainability standards

ACTION: 1.1.3.1 - Complete stage 1 of the survey and design for the Violet Town flood mitigation works

Position(s)	Target Date	% Complete	Status	Comments
Manager Projects & Works	31-Mar-2013	85%	+	Council appointed a Project Consultant in December 2012. The project was delayed by the recalling of tenders. Completion now expected August 2013.

STRATEGY: 1.1.4 - Reduce Council's carbon footprint

ACTION: 1.1.4.1 - Participate in the streetlight energy saving bulb replacement program

Position(s)	Target Date	% Complete	Status	Comments
Manager Projects & Works	30-Jun-2013	50%	?	Initial application between Greenhouse Alliance and Strathbogie Shire Council was unsuccessful. The Council in conjunction with the Municipal Association of Victoria is advocating to State and Federal Government to re-introduce the funding program. Council is reviewing this project and is seeking alternative funding source.

ACTION: 1.1.4.2 - Complete the Euroa office energy retro-fit

Position(s)	Target Date	% Complete	Status	Comments
Manager Engineering	30-Jun-2013	50%	?	Project deferred to the 2013/14 financial year, due to unsuccessful external funding application. An audit of office energy has been undertaken and a report with the recommendations for implementation completed.



COUNCIL PLAN PROGRESS REPORT – JANUARY TO MARCH 2013 QUARTER



GOAL: 2 - A safe, connected infrastructure network that responds effectively to community needs (Infrastructure)

OBJECTIVE: 2.1 - Plan and deliver improved infrastructure services

STRATEGY: 2.1.1 - Advocate to other levels of Government for additional infrastructure resources

ACTION: 2.1.1.1 - Review Council's Asset Management Plan

Position(s)	Target Date	% Complete	Status	Comments
Manager Engineering	31-Dec-2012	100%	✓	Strathbogie Shire Council was one of 14 councils throughout Victoria to achieve core competency by end of December 2012.

ACTION: 2.1.1.2 - Continue to present to Federal Government a case for additional infrastructure funding

Position(s)	Target Date	% Complete	Status	Comments
Director Asset Services	30-Jun-2013	75%	+	Preparing an assessment of freight route upgrade proposals in conjunction with the Hume Strategy Transport sub-group. The assessment has identified the Avenel freeway overpass and rail crossing, Locksley-Nagambie Road and the Quarry Lane alternative route as high priorities.

ACTION: 2.1.1.3 - Council to include drainage study reports for Euroa, Avenel, Nagambie and Violet Town into the Municipal Strategic Statement as a reference document

Position(s)	Target Date	% Complete	Status	Comments
Manager Economic Growth	30-Jun-2013	95%	+	MSS has been on exhibition and submissions have been received Council Planning Committee Meeting on the 11 September requested a panel hearing. Anticipate panel hearing prior to the end of the year - 2012. Panel Hearing has been completed. Report to go to Council hopefully April.

+ ACTION: 2.1.1.4 - Complete landfill capping works at the Violet Town Landfill and redevelop waste transfer facilities on site

Position(s)	Target Date	% Complete	Status	Comments
Manager Projects & Works	31-May-2013	80%	+	The Violet Town waste transfer station construction is completed and the site commissioned. Landfill capping design is about 80% completed pending final review by EPA Auditors in accordance with guidelines released in February 2013. Construction works will proceed when agreement is reached with EPA.



COUNCIL PLAN PROGRESS REPORT – JANUARY TO MARCH 2013 QUARTER



STRATEGY: 2.1.2 - Take a planned approach to pathway/mobility provision

ACTION: 2.1.2.1 - Continue to implement as funding permits elements as prioritised in the Walking and Cycling Paths Strategy

Position(s)	Target Date	% Complete	Status	Comments
Manager Projects & Works	30-Jun-2013	75%	+	Council is monitoring opportunities for funding for project in the Walking and Cycling Paths Strategy.

ACTION: 2.1.2.2 - Design and construct The Rockies pedestrian bridge

Position(s)	Target Date	% Complete	Status	Comments
Manager Projects & Works	30-Jun-2013	100%	✓	Project has been abandoned due to inability to reach an agreement with the community, as per Council resolution dated 19 March 2013.

STRATEGY: 2.1.3 - Advocate to Government for improved public transport

ACTION: 2.1.3.1 - Continue to support the Goulburn Valley Regional Public Transport Plan implementation

Position(s)	Target Date	% Complete	Status	Comments
Manager Community Development	30-Jun-2013	75%	+	Transport Connections Project (TCP) partner with Shepparton and Moira Councils. Current project - Wayfind - the TCP is going to engage a consulting group to work with all three LGAs (Moira and Greater Shepparton) to develop an over-arching Wayfinding Strategy and Style Guide. The use of uniform iconography (and potentially design layout) is helpful to users of the signs as they can immediately make meaning of the icons used if they are already familiar with them. Ride-Share Funding Program - Project Overview - Local communities can apply for funds to establish their own ride-share programs, or other transport initiatives in-line with the TCP criteria.

ACTION: 2.1.3.2 - Participate in the Hume Regional Freight Strategy Project Development

Position(s)	Target Date	% Complete	Status	Comments
Director Asset Services	30-Jun-2013	75%	+	Participating in regional activity, preparing data for Municipal Association of Victoria analysis.

STRATEGY: 2.1.4 - Advocate Government and utilities for adequate and secure provision of water

ACTION: 2.1.4.1 - Support Goulburn Valley Water's Strategic Master Plan

Position(s)	Target Date	% Complete	Status	Comments
Director Asset Services	30-Jun-2013	75%	+	Provided input to development of plan. Council is participating in the Murray Darling Basin Plan Advocacy Group with Shepparton Council and the Murray group of Councils to advocate for secure water supply.



COUNCIL PLAN PROGRESS REPORT – JANUARY TO MARCH 2013 QUARTER



STRATEGY: 2.1.2 - Take a planned approach to pathway/mobility provision

ACTION: 2.1.2.1 - Continue to implement as funding permits elements as prioritised in the Walking and Cycling Paths Strategy

Position(s)	Target Date	% Complete	Status	Comments
Manager Projects & Works	30-Jun-2013	75%	+	Council is monitoring opportunities for funding for project in the Walking and Cycling Paths Strategy.

ACTION: 2.1.2.2 - Design and construct The Rockies pedestrian bridge

Position(s)	Target Date	% Complete	Status	Comments
Manager Projects & Works	30-Jun-2013	100%	✓	Project has been abandoned due to inability to reach an agreement with the community, as per Council resolution dated 19 March 2013.

STRATEGY: 2.1.3 - Advocate to Government for improved public transport

ACTION: 2.1.3.1 - Continue to support the Goulburn Valley Regional Public Transport Plan implementation

Position(s)	Target Date	% Complete	Status	Comments
Manager Community Development	30-Jun-2013	75%	+	Transport Connections Project (TCP) partner with Shepparton and Moira Councils. Current project - Wayfind - the TCP is going to engage a consulting group to work with all three LGAs (Moira and Greater Shepparton) to develop an over-arching Wayfinding Strategy and Style Guide. The use of uniform iconography (and potentially design layout) is helpful to users of the signs as they can immediately make meaning of the icons used if they are already familiar with them. Ride-Share Funding Program - Project Overview - Local communities can apply for funds to establish their own ride-share programs, or other transport initiatives in-line with the TCP criteria.

ACTION: 2.1.3.2 - Participate in the Hume Regional Freight Strategy Project Development

Position(s)	Target Date	% Complete	Status	Comments
Director Asset Services	30-Jun-2013	75%	+	Participating in regional activity, preparing data for Municipal Association of Victoria analysis.

STRATEGY: 2.1.4 - Advocate Government and utilities for adequate and secure provision of water

ACTION: 2.1.4.1 - Support Goulburn Valley Water's Strategic Master Plan

Position(s)	Target Date	% Complete	Status	Comments
Director Asset Services	30-Jun-2013	75%	+	Provided input to development of plan. Council is participating in the Murray Darling Basin Plan Advocacy Group with Shepparton Council and the Murray group of Councils to advocate for secure water supply.



COUNCIL PLAN PROGRESS REPORT – JANUARY TO MARCH 2013 QUARTER



GOAL: 3 - An environment which provides opportunity and support for sustainable investment (Private Enterprise)

OBJECTIVE: 3.1 - Develop systems and procedures to be investment ready

STRATEGY: 3.1.1 - Identify land for future investment

ACTION: 3.1.1.1 - Commence and Complete Stage 2 of Shire Wide Heritage Strategy

Position(s)	Target Date	% Complete	Status	Comments
Manager Statutory Services	30-Jun-2013	90%	+	The actions required for completion of project are: - To arrange briefing to Council updating and informing on heritage strategy. - To arrange general media update on heritage strategy process - To send draft citations for properties to affected owners for comment and input. After input from Councillors and Property Owners, drafting of final citations to be completed and inputted onto Heritage Victoria database.

ACTION: 3.1.1.2 - Seek Authorisation by Minister to commence Rural Living rezoning process as detailed in the Nagambie Growth Management Strategy

Position(s)	Target Date	% Complete	Status	Comments
Manager Economic Growth	30-Jun-2013	20%	+	Within our Planning Scheme Review, we have now incorporated the Nagambie Growth Management Strategy as a reference document, and updated the Nagambie Structure Plan which identifies areas north of Nagambie for further investigation for Rural Living. Council has spoken with potential developers of land on the edge of Nagambie for Rural Living. Once MSS implemented, Council will receive proponent driven amendments within suitable locations which will have strategic justification.

ACTION: 3.1.1.3 - Implement Council's adopted Municipal Strategic Statement

Position(s)	Target Date	% Complete	Status	Comments
Manager Economic Growth	30-Jun-2013	95%	+	Council's Municipal Strategic Statement has been reviewed, exhibited and submissions received. Planning Panels Victoria has heard the unresolved submissions and a report has been sent to Council. The Planning Department are currently making changes as per the recommendations of the Panel Report and upon completion will present a report to Council for adoption to send to the Minister for implementation in the Planning Scheme.



STRATHBOGIE COUNCIL PLAN PROGRESS REPORT – JANUARY TO MARCH 2013 QUARTER



STRATEGY: 3.1.2 - Identify and support opportunities for improved educational and training links

ACTION: 3.1.2.1 - Work with the Euroa Community Education Centre in investigating joint training opportunities

Position(s)	Target Date	% Complete	Status	Comments
Manager Organisation Development	30-Jun-2013	90%	+	Council continues to work with Euroa Community Education Centre to initiate joint training and funding opportunities.

STRATEGY: 3.1.3 - Promote and support business and industry development

ACTION: 3.1.3.1 - Conduct business forums in Nagambie, Violet Town and Avenel

Position(s)	Target Date	% Complete	Status	Comments
Manager Economic Growth	30-Jun-2013	100%	✓	Avenel has been completed and a Business Network Group has been formed. Relationships are building with Nagambie through the Nagambie Post By-pass Strategy. Members of Strathbogie Council attend as required business meetings with each town.

ACTION: 3.1.3.2 - Complete a shire wide Economic Development Masterplan

Position(s)	Target Date	% Complete	Status	Comments
Manager Economic Growth	31-Mar-2013	75%	+	Funding has been approved and a consultant appointed. Draft plan was out for public consultation until 31 March.

ACTION: 3.1.3.3 - Complete the Nagambie main street strategy and design post by-pass

Position(s)	Target Date	% Complete	Status	Comments
Manager Economic Growth	30-Apr-2013	100%	✓	Submissions received during public exhibition process have been reviewed by the committee and a report tabled before Council.

ACTION: 3.1.3.4 - Join the 'Food Bowl' group of North East Councils to advocate to state government for funding and industry expansion

Position(s)	Target Date	% Complete	Status	Comments
Chief Executive Officer	30-Jun-2013	100%	✓	Council has joined the group in conjunction with Regional Development Victoria.



STRATHBOGIE COUNCIL PLAN PROGRESS REPORT – JANUARY TO MARCH 2013 QUARTER



GOAL: 4 - A community that has access to a comprehensive range of services which respond to its diverse needs (Public Institutions)

OBJECTIVE: 4.1 - To promote the availability of a broad range of responsive and accessible services to our diverse community

STRATEGY: 4.1.1 - Support relevant service providers to secure integrated health services

ACTION: 4.1.1.1 - Conduct four meetings of the Strathbogie Health Consortium

Position(s)	Target Date	% Complete	Status	Comments
Chief Executive Officer	30-Jun-2013	75%	+	Third meeting conducted out of the planned four meetings for the year. The consortium is also reviewing on going funding for the group.

STRATEGY: 4.1.2 - Investigate community emergency response services

ACTION: 4.1.2.1 - Investigate the establishment of the Nagambie Emergency Response Facility

Position(s)	Target Date	% Complete	Status	Comments
Chief Executive Officer	30-Nov-2012	75%	+	No further progress has been made on this project due to funding arrangements.

STRATEGY: 4.1.3 - Investigate the current and future requirements for aged care and services

ACTION: 4.1.3.1 - Investigate Funding Opportunities to further develop the “Hub – Community Connecting” concept detailed in the Nagambie Community Infrastructure Strategy – such as a Youth Café, VIC and / or Customer Service Centre



Position(s)	Target Date	% Complete	Status	Comments
Manager Community Development	30-Jun-2013	100%	✓	The VIC is operating from High Street Nagambie, and this now incorporates the mobile customer service centre.



COUNCIL PLAN PROGRESS REPORT – JANUARY TO MARCH 2013 QUARTER



GOAL: 5 - A progressive and diverse destination offering a committed, participative community that has access to a broad range of recreational and cultural activities in a liveable, safe and nurturing environment (Housing & Recreation)

OBJECTIVE: 5.1 - To enhance our lifestyle through community participation in cultural and recreational activities

STRATEGY: 5.1.1 - Encourage and support development of recreational and cultural facilities and services

ACTION: 5.1.1.1 - Design, build and complete stage 1 of the Avenel Recreation Reserve and Euroa Memorial Oval Reserve multi-use facilities

Position(s)	Target Date	% Complete	Status	Comments
Manager Projects & Works	31-May-2013	50%	?	Stage 1 Avenel completed March 2013. Memorial Oval unable to proceed due to lack of funding, project to be deferred to 2013/14 year.

STRATEGY: 5.1.2 - Promote and support participation in community activities

ACTION: 5.1.2.1 - Appoint a shire wide Economic Growth Coordinator dealing with tourism, marketing and events

Position(s)	Target Date	% Complete	Status	Comments
Director Sustainable Development	31-Dec-2012	50%	+	Awaiting completion of Economic Development Masterplan to seek alternative funding options to employee position which was unsuccessful. Option maybe to seek State Government Funding for temporary project officer.



COUNCIL PLAN PROGRESS REPORT – JANUARY TO MARCH 2013 QUARTER



GOAL: 6 - A desirable destination which attracts visitors to enhance the economic and recreational opportunities for our community (Tourism)

OBJECTIVE: 6.1 - To provide a broad community and economic benefit through an integrated tourism model

STRATEGY: 6.1.1 - Increase visitation to and within the Shire

ACTION: 6.1.1.1 - Conduct an Economic Benefit Analysis of past and future use of the waterways around Lake Nagambie and the Goulburn River / Weir

Position(s)	Target Date	% Complete	Status	Comments
Chief Executive Officer	30-Jun-2013	80%	+	Funding approved by Regional Development Victoria for a Shire Wide Economic Development Strategy. We will wait to see the outcome of the Strategy before further work is done.

ACTION: 6.1.1.2 - Support Goulburn Murray Water's On Land and On Water Strategy actions

Position(s)	Target Date	% Complete	Status	Comments
Chief Executive Officer	31-Oct-2012	100%	✓	Council has endorsed the Strategy.

ACTION: 6.1.1.3 - Design and construct Seven Creeks Park multi-use facility which includes a visitor information centre, amenities and café

Position(s)	Target Date	% Complete	Status	Comments
Chief Executive Officer	30-Jun-2013	75%	?	Draft design and interim costings have been completed an application made to Regional Development Australia for part Funding. Funding application not successful and to revisit in the 2013 / 14 Budget process.

ACTION: 6.1.1.4 - Provide support and sponsorship to equine events within the shire

Position(s)	Target Date	% Complete	Status	Comments
Chief Executive Officer	31-Dec-2012	100%	✓	The following events have been sponsored by the Shire - North East Thoroughbred Young Achiever Award, Euroa Jumping Classic and Euroa Cup.



COUNCIL PLAN PROGRESS REPORT – JANUARY TO MARCH 2013 QUARTER



GOAL: 7 - An organisation that meets the community's needs and expectations with responsive, innovative customer service and management (Organisation)

OBJECTIVE: 7.1 - An organisation that strives for excellence in the delivery of its services

STRATEGY: 7.1.1 - Promote Shire wide information and access

ACTION: 7.1.1.1 - Participate in the 'Preventing Violence Against Women' Program

Position(s)	Target Date	% Complete	Status	Comments
Manager Community Development	30-Jun-2013	100%	✓	Council participated in White Ribbon Day event in 2012. Council officer representation on the Hume Region Justice Reference Group Steering Committee which identifies family violence as a key priority area. Council officer representation on steering group for Women's Health North East project to address family violence in the region.

ACTION: 7.1.1.2 - Implement "Confirm" Management System for Assets, Waste and Customer Services

Position(s)	Target Date	% Complete	Status	Comments
Manager Customer Relations	31-Oct-2012	95%	+	Customer Enquiries: all external "Service Requests" are able to be captured via the system. Maintenance work - both defects and work orders are available for logging against assets that have been loaded to manage maintenance. Remaining to be completed is the upload of all assets to competent level, which will provide full lifecycle maintenance and cost reporting and will provide full reporting for intervention level analysis. Application launch completed 28 September for Customer Enquiry Management, Maintenance defect and work order management implemented January 2013.

ACTION: 7.1.1.3 - Implement Information & Communication Technology Strategy

Position(s)	Target Date	% Complete	Status	Comments
Manager Customer Relations	30-Jun-2013	65%	+	Initial ICT Strategy draft completed, aligning with MAV ICT best practice.

ACTION: 7.1.1.4 - Develop and implement a new website including workshops to develop Council's brand

Position(s)	Target Date	% Complete	Status	Comments
Manager Communications	31-Dec-2012	100%	✓	New website is under constant review and updating to ensure it stays fresh and informative.



STRATHBOGIE COUNCIL PLAN PROGRESS REPORT – JANUARY TO MARCH 2013 QUARTER



STRATEGY: 7.1.2 - Foster a can do culture - Councillors - organisation - community

ACTION: 7.1.2.1 - Training for Council staff to align organisational culture with strategy

Position(s)	Target Date	% Complete	Status	Comments
Manager Organisation Development	30-Jun-2013	100%	✓	Following the October employee performance reviews, an analysis and training plan has been developed for the organisation.

ACTION: 7.1.2.2 - Conduct an induction program for newly elected Councillors

Position(s)	Target Date	% Complete	Status	Comments
Chief Executive Officer	31-Dec-2012	100%	✓	Induction Program developed and conducted for all Councillors.

STRATEGY: 7.1.3 - Greater capacity for emergency planning & response

ACTION: 7.1.3.1 - Implement statewide MECC (Municipal Emergency Coordination Centre) Central software program

Position(s)	Target Date	% Complete	Status	Comments
Governance Officer	30-Sep-2012	100%	✓	Online webinar training completed for all Municipal Emergency Resource Officers, Municipal Recovery Managers, administration and IT staff. Resource database and shire contacts loaded ready for use.

ACTION: 7.1.3.2 - Address the Bushfire Royal Commission outstanding items via the appointment of a joint fire officer with Mansfield Shire Council

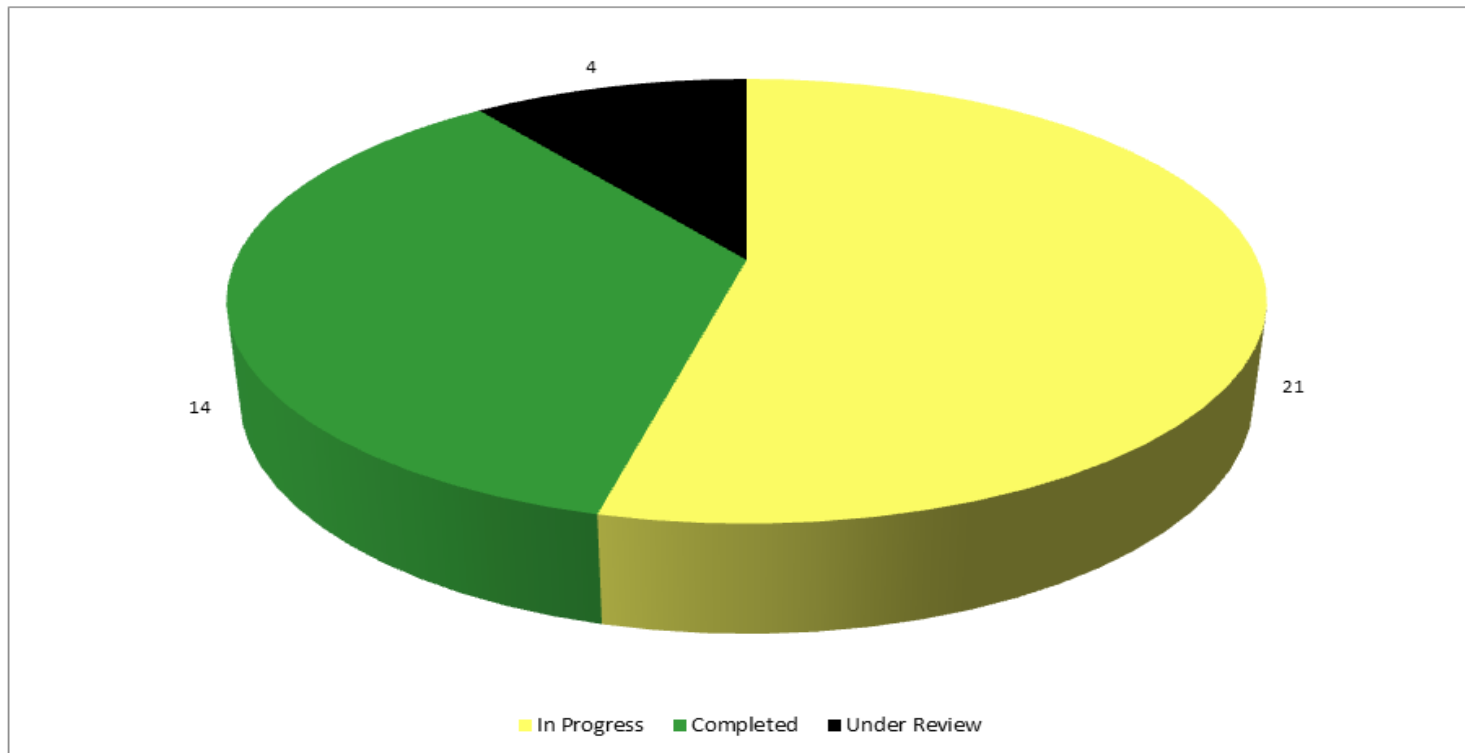
Position(s)	Target Date	% Complete	Status	Comments
Director Asset Services	30-Jun-2013	75%	+	Emergency Management Fire Coordinator appointed Sept 2012, action plan developed and being implemented.



STRATHBOGIE COUNCIL PLAN PROGRESS REPORT – JANUARY TO MARCH 2013 QUARTER



ACTION STATUS CHART



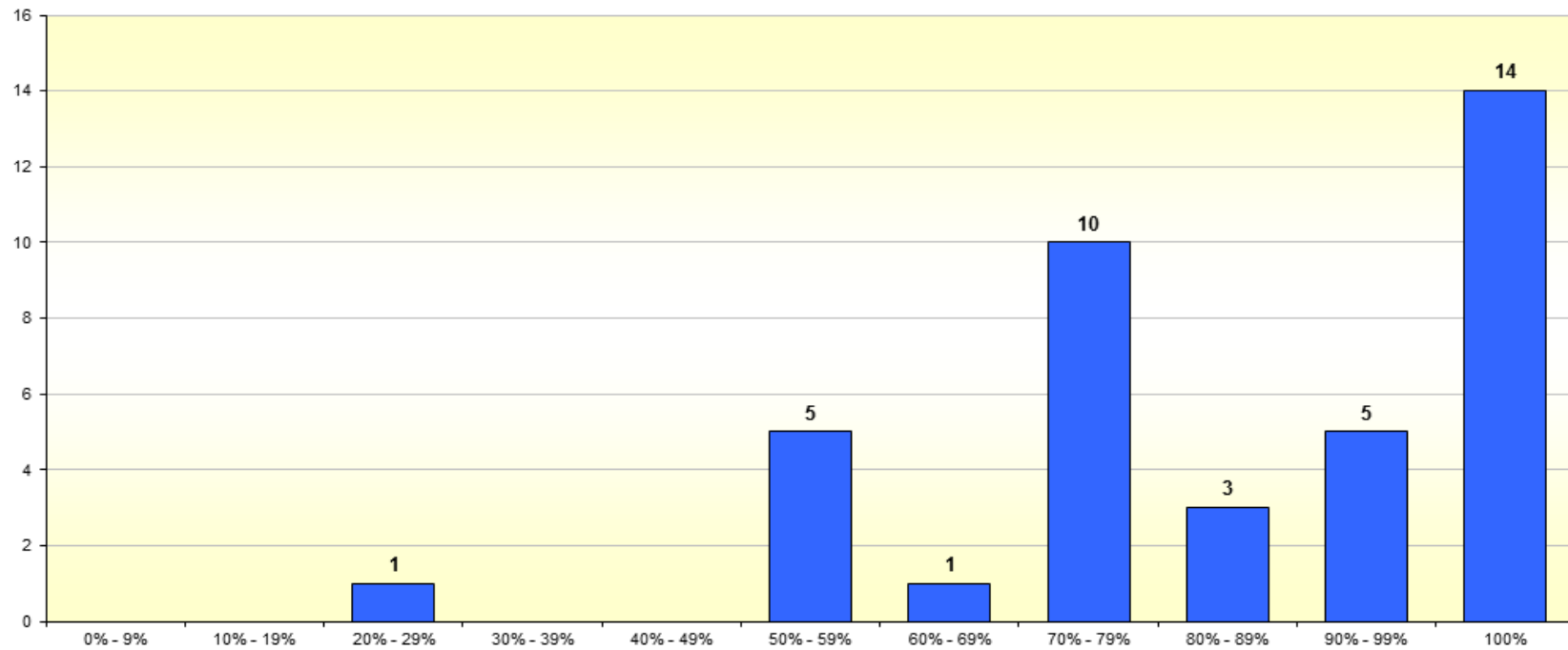


COUNCIL PLAN PROGRESS REPORT – JANUARY TO MARCH 2013 QUARTER



ACTION % COMPLETE CHART

Chart Area



9.7.2 Financial Report – March 2013

Author / Department

Director, Corporate and Community / Corporate and Community Directorate

File Reference

F30/0020/10

Disclosure of Interest

No officers providing advice in relation to this report have a direct or indirect interest, as provided in accordance with the Local Government Act 1989.

Summary

Appended to the Agenda is a copy of the Council's Financial Report for the 9 months ended 31 March 2013.

The report contains the Standard Income Statement, Balance Sheet, Cash Flow Statement, Statement of Capital Works and Schedule of Investments.

The operating surplus for the nine month period ending 31 March 2013 is \$4,685,891. The variance to budget is detailed in the Financial Overview. Capital Works at 31 March 2013 was \$4,653,055 (this is significantly under budget and is detailed in the Statement of Capital Works).

The forecast operating deficit is \$559,607. This is marginally below the mid-year budget review of \$583,199. The forecast capital spend at 30 June 2013 is \$184,000 under the mid-year review and is a result of Council's decision not to proceed with the Rockies Pedestrian Bridge.

RECOMMENDATION

That the Financial Report for the nine months ended 31 March 2013 be noted.

Background

Council considers and notes quarterly Financial Reports in accordance with the Local Government Act 1989 (Act). Under Section 137 and 138 of the Act, Council must establish and maintain a budgeting and reporting framework that is consistent with the principles of sound financial management. This report satisfies those requirements.

Alternative Options

Officers providing advice in relation to this report have considered potential alternative courses of action. No feasible alternatives have been identified as the report is consistent with the Local Government Act 1989 obligations.

9.7.2 Financial Report – March 2013 (cont.)

Risk Management

Regular Financial Reporting in accordance with the Local Government Act 1989 support Council's focus on Risk Management.

Strategic Links – Policy implications and relevance to Council Plan

The report is consistent with Council Policies, key strategic documents and the Council Plan.

Best Value / National Competition Policy (NCP) / Competition and Consumers Act 2010 (CCA) implications

The report is consistent with Best Value, National Competition Policy and Competition and Consumers Act 2010 requirements.

Financial / Budgetary Implications

The attached report, in conjunction with the detailed briefing to Council, considers all Financial and Budgetary implications for the Financial Year ending 30 June 2013.

Economic Implications

The attached report, in conjunction with the detailed briefing to Council, considers all Economic implications for the Financial Year ending 30 June 2013.

Environmental / Amenity Implications

The recommendation in this report has no significant environmental or amenity implications for Council or the broader community.

Community Implications

This report has no significant community or social implications for the Council or the broader community.

Victorian Charter of Human Rights and Responsibilities Act 1006

This report does not limit any human rights under the Victorian Charter of Human Rights and Responsibilities Act 1006.

Legal / Statutory Implications

Consideration and adoption of quarterly Financial reports as per the Local Government Act 1989 ensures Council complies with its Legal and Statutory obligations.

Consultation

The author of this report considers that the matter under consideration did not warrant a community consultation process.

Attachments

March Financial Report

FINANCIAL OVERVIEW FOR NINE MONTHS ENDED 31 MARCH 2013

The Financial Overview to 31 March 2013 shows a healthy variance to budget of \$1,705,650. This is made up of a number of variances that are shown below.

There is a variation in the capital budget of \$1,680,000 at 31 March 2013. Most of the variations are timing and we are currently reviewing the forecast end of year. A more detailed forecast will be provided in the April 2013 financial report.

Income Statement (Fav) / Unfav. Variance

<u>Rates</u>	77,583	Due to valuation objections. Permanent variation.
<u>User Fees</u>	(55,014)	Primarily due to a refund of overpaid FBT. Permanent variation.
<u>Recurrent Grants</u>	(83,597)	
• 2010 Flood Grants	(151,400)	Favourable permanent variation.
• Our Places Our Lives	(17,500)	Favourable permanent variation.
• Grants Commission	62,762	Permanent variation – reduction in grant.
• Local Roads Grants	46,170	Permanent variation – reduction in grant.
<u>Non-Recurrent Grants</u>		
• Roads to Recovery	(383,690)	Timing variation – in advance.
• Local Government Infrastructure Program	109,960	Timing variation – grant not received.
<u>Other Revenue</u>		
• Interest on Investments	(37,200)	Permanent variation expected.
• Insurance Recovery	(29,900)	Permanent variation – offset to expenditure.
 <u>Expenses</u>		
<u>Employee</u>	(557,850)	Timing variation in fortnightly pay update.
 <u>Contracts and Materials</u>		
Income Protection	58,000	Offset to income.
Software Maintenance	(70,000)	Contract payments due.
IT Support	(44,500)	Timing variation for payment.
Asset Condition Assessments	(26,000)	Currently being undertaken.
Building Surveyor Contract	(36,000)	Timing of payment.
Levee Bank Maintenance	(44,000)	Timing of works variation.
Garbage Collection	(34,200)	} Timing variance in contract payments.
Recycling Collection	(27,400)	
Tipping Fees – Mitchell Shire Council	(51,300)	Timing variation.
Pool Operations Contract	(72,300)	Timing variation.
Parks and Reserves	(81,600)	Timing variation.
Road Spraying and Canopy Clearing	(67,500)	Timing variation.


**STRATHBOGRIE SHIRE
COUNCIL**
**Profit and Loss Statement for 9 Months Ending 31 March
2013**

	<u>Mid Year</u> Review 2012/2013	Forecast 30 June 2013	Variance	YTD Budget 31 Mar 2013	YTD Actual 31 Mar 2013	Variance 31 Mar 2013
REVENUE						
Rates and Charges	14,075,300	14,075,300	-	14,064,000	13,986,417	77,583
Statutory Fees & Fines	291,000	291,000	-	199,994	189,991	10,003
User Fees	1,178,600	1,170,400	8,200	884,720	939,734	(55,014)
Contributions	90,000	50,000	40,000	30,000	16,875	13,125
Grants - Recurrent	3,955,726	3,963,926	(8,200)	3,132,878	3,216,475	(83,597)
Grants - Non-recurrent	3,740,440	3,666,440	74,000	2,293,540	2,567,274	(273,734)
Other Revenue	476,900	594,882	(117,982)	282,678	357,941	(75,263)
	23,807,966	23,811,948	(3,982)	20,887,810	21,274,707	(386,897)
EXPENDITURE						
Employee	9,607,088	9,586,478	(20,610)	8,933,930	8,376,072	(557,858)
Contracts, Materials & Services	9,183,977	9,200,577	16,600	5,366,520	4,755,989	(610,531)
Depreciation	4,425,800	4,410,200	(15,600)	3,298,269	3,298,375	106
Finance	226,900	226,900	-	170,172	133,294	(36,878)
Other Expenses	947,400	947,400	-	138,681	25,086	(113,595)
	24,391,165	24,371,555	(19,610)	17,907,572	16,588,816	(1,318,756)
Surplus/Deficit	(583,199)	(559,607)	15,628	2,980,238	4,685,891	(1,705,653)

STRATHBOGIE SHIRE COUNCIL**Balance Sheet at 31 March 2013**

	<u>Mid Year Review</u> 2012/2013	March 2013
<u>Current Assets</u>		
Cash and cash equivalents	4,965,265	7,155,997
Trade and other receivables	1,249,737	4,069,510
Other Assets	117,499	-
Inventories	351,195	115,700
Total Current Assets	6,683,696	11,341,207
<u>Non-Current Assets</u>		
Financial assets	2,032	2,032
Investments in associates	156,226	156,226
Property, plant and equipment infrastructure	223,191,462	222,724,333
Total Non-Current Assets	223,349,720	222,882,591
Total Assets	230,033,416	234,223,798
<u>Current Liabilities</u>		
Trade and other payables	1,696,627	383,227
Trust funds and deposits	419,939	546,759
Provisions	2,127,798	3,318,587
Interest bearing loans and borrowings	504,752	139,148
Total Current Liabilities	4,749,116	4,387,721
<u>Non-Current Liabilities</u>		
Trust funds and deposits	68,282	67,980
Provisions	671,358	-
Interest bearing loans and borrowings	2,462,912	2,417,255
Total Non-Current Liabilities	3,202,552	2,485,235
Total Liabilities	7,951,668	6,872,956
Net Assets	222,081,748	227,350,842
<u>Equity</u>		
Accumulated Surplus	71,382,787	76,732,180
Reserves	150,698,961	150,618,662
Total Equity	222,081,748	227,350,842

STRATHBOGIE SHIRE COUNCIL**Cash Flow Statement for 9 Months Ended 31 March 2013**

	<u>Mid Year Review</u> 2012/2013	Actual March 2013
	Inflows (Outflows)	Inflows (Outflows)
Cash flows from operating activities		
Rates and charges	14,075,300	11,466,644
Statutory fees and fines	291,000	189,991
User fees (inclusive of GST)	1,178,600	1,156,554
Contributions	90,000	16,875
Grants (inclusive of GST)	8,178,966	5,783,749
Interest	220,000	272,027
Other receipts (inclusive of GST)	257,000	95,914
Net GST refund/overpayment	2,367,000	624,734
Payments to suppliers	(11,184,277)	(6,970,658)
Payments to employees (including redundancies)	(9,610,788)	(8,376,072)
Other payments	(418,500)	(210,552)
Total cash outflows from operating activities	<u>5,444,301</u>	<u>4,049,206</u>
Cash flows from investing activities		
Payments for property, plant and equipment, infrastructure	(7,325,635)	(5,052,058)
Payments for landfill rehabilitation	(519,431)	-
Proceeds sales of property, plant and equip, infrastructure	500,000	346,818
Net cash used in investing activities	<u>(7,345,066)</u>	<u>(4,705,240)</u>
Cash flows from financing activities		
Finance costs	(226,900)	(133,294)
Trust funds and deposits	-	-
Proceeds from interest bearing loans and borrowings	575,000	-
Repayment of interest bearing loans and borrowings	(1,792,998)	(365,603)
Net cash provided by (used in) financing activities	<u>(1,444,898)</u>	<u>(498,897)</u>
Net decrease in cash and cash equivalents	(3,345,663)	(1,154,931)
Cash and cash equivalents at beginning of period	8,310,928	8,310,928
Cash and cash equivalents at end of year	<u><u>4,965,265</u></u>	<u><u>7,155,997</u></u>

**STRATHBOGIE SHIRE COUNCIL****Capital Works Statement 31 March
2013**

	<u>Mid Year</u> <u>Review</u> <u>2012/2013</u>	<u>Forecast</u> <u>30 June</u> <u>2013</u>	<u>Variance</u>	<u>YTD 31 Mar</u>	<u>Actual 31</u> <u>Mar</u>	<u>Variance</u>
Capital works areas						
Land	280,180	280,180	-	235,180	81,116	(154,064)
Buildings	249,315	249,315	-	218,315	81,263	(137,052)
Furniture & Equipment	309,500	309,500	-	260,963	176,205	(84,758)
Plant & Machinery	888,000	888,000	-	734,000	632,090	(101,910)
Roads	4,471,834	4,471,834	-	3,964,976	3,165,101	(799,875)
Bridges	655,081	471,084	(183,997)	471,081	46,508	(424,573)
Drains	145,600	145,600	-	145,600	117,976	(27,624)
Footpaths	1,125	1,125	-	1,125	1,125	-
Kerb & Channel	-	-	-	-	-	-
Waste Management	325,000	325,000	-	303,580	351,671	48,091
Total Capital Works	<u>7,325,635</u>	<u>7,141,638</u>	<u>(183,997)</u>	<u>6,334,820</u>	<u>4,653,055</u>	<u>(1,681,765)</u>
Represented by:						
Asset Renewal	5,341,925	5,341,925	-	4,686,610	3,506,613	(1,179,997)
Asset Upgrade	584,050	584,050	-	553,050	358,317	(194,733)
New Assets	<u>1,399,660</u>	<u>1,215,663</u>	<u>(183,997)</u>	<u>1,095,160</u>	<u>788,125</u>	<u>(307,035)</u>
Total Capital Works	<u>7,325,635</u>	<u>7,141,638</u>	<u>(183,997)</u>	<u>6,334,820</u>	<u>4,653,055</u>	<u>(1,681,765)</u>

□

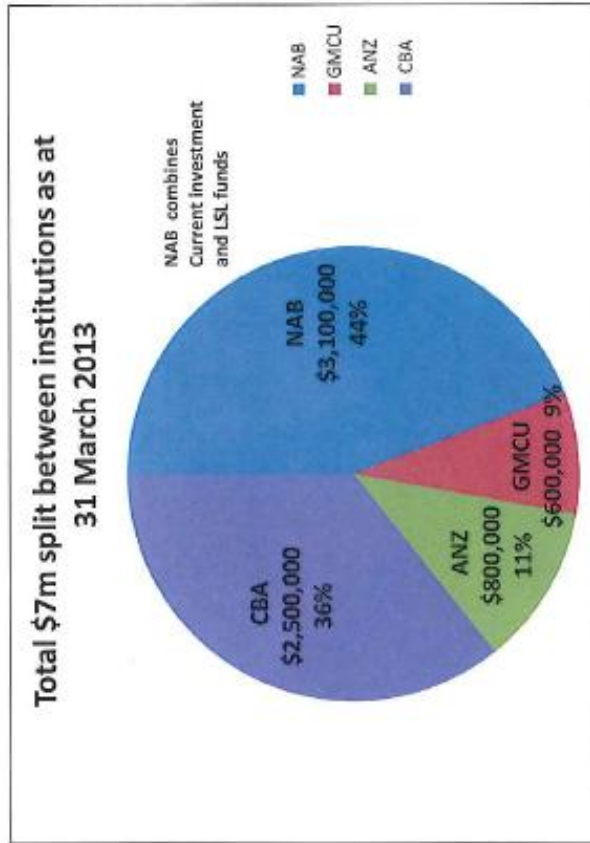
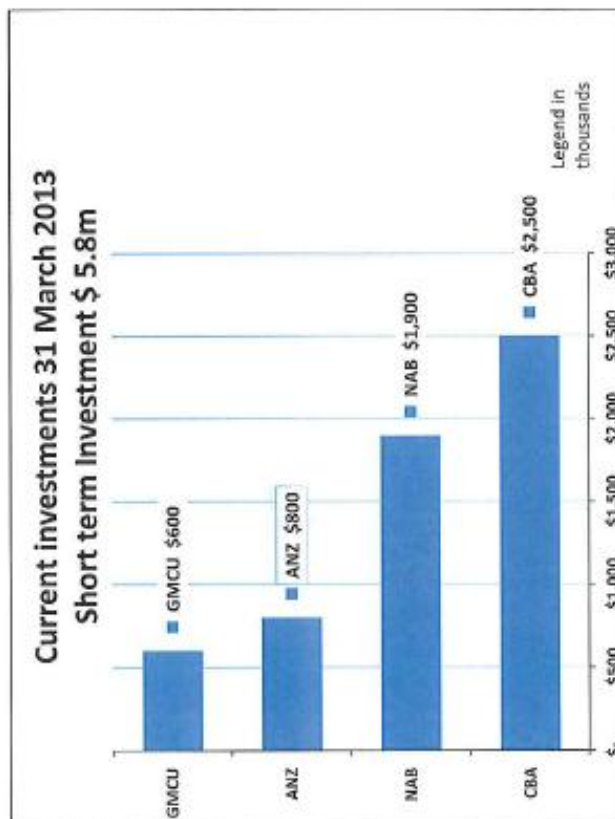
	MYR 2012/2013	Forecast Total 2012/2013	Variance at June 2013	YTD Budget 31 March	Actual at 31 March	Variance 31 March
Capital Works 2012 / 2013						
Land						
Lakeside Boardwalk	180	180	-	180	180	-
Violet Town Flood Mitigation Works	150,000	150,000	-	100,000	72,649	(27,351)
Euroa Water Scheme	100,000	100,000	-	105,000	4,152	(100,848)
Black Caviar Statue	-	-	-			-
Euroa Seven Creeks Park Replanting	30,000	30,000	-	30,000	4,135	(25,865)
	280,180	280,180	-	235,180	81,116	(154,064)
Buildings						
Strathbogie Depot - Shed	2,315	2,315	-	2,315	-	(2,315)
Violet Town Reserve - Toilets	1,000	1,000	-	1,000	-	(1,000)
Euroa Croquet Club - Club House	8,000	8,000	-	8,000	-	(8,000)
Nagambie - Glass Square Bowling Club	15,000	15,000	-	15,000	-	(15,000)
Violet Town - Swimming Pool - Pump Shed	3,000	3,000	-	3,000	1,690	(1,310)
Avenel Memorial Hall - Supper Room	6,000	6,000	-	6,000	-	(6,000)
Nagambie - Glass Square Tennis Club	6,000	6,000	-	6,000	-	(6,000)
Nagambie River Street Recreational Reserve	2,000	2,000	-	2,000	2,074	74
Euroa Depot - Toilet Block	5,000	5,000	-	5,000	-	(5,000)
Violet Town Reserve - Toilets	3,000	3,000	-	3,000	-	(3,000)
Euroa Friendlies Reserve (Cricket Club)	10,000	10,000	-	10,000	2,863	(7,137)
Euroa Farmers Arms Museum	10,000	10,000	-	10,000	-	(10,000)
Creighton's Creek Recreation Reserve	5,000	5,000	-	5,000	2,845	(2,155)
Euroa Caravan Park site Development	80,000	80,000	-	80,000	-	(80,000)
Nagambie Pre-School footpath Extension	3,000	3,000	-	3,000	3,545	545
Euroa Saleyard Improvements	60,000	60,000	-	30,000	35,317	5,317
Euroa Band Hall - Power Upgrade	9,000	9,000	-	9,000	7,075	(1,925)
Saleyards Roof	-	-	-	-	-	-
Seven Creeks Park Facilities Development	-	-	-	-	19,395	19,395
Nagambie Depot Site	-	-	-	-	4,975	4,975
Black Caviar Statue	-	-	-	-	1,484	1,484
Euroa Office energy retrofit	21,000	21,000	-	20,000	-	(20,000)
	249,315	249,315	-	218,315	81,263	(137,052)

Information Technology						
Software Licencing and annual support cost	24,000	24,000	-	19,000	23,585	4,585
Network Firewall System Update	6,000	6,000	-	6,000	5,644	(356)
Hardware (workstations,laptops)	78,000	78,000	-	53,963	42,970	(10,993)
Councillor Information Technology Hardware	10,000	10,000	-	10,000	10,419	419
Customer Service Roving Officer Infrastructure	5,000	5,000	-	5,000	-	(5,000)
Security System Upgrade Euroa Office	1,500	1,500	-	1,500	-	(1,500)
Regional Shared Service	115,000	115,000	-	100,000	52,935	(47,065)
Development of new Website	-	-	-	-	840	840
Furniture & Equipment						
Public Lighting improvements	13,000	13,000	-	13,000	-	(13,000)
Streetlight Energy-saving bulb replacement	-	-	-	-	-	-
Facility Signage	1,000	1,000	-	1,000	-	(1,000)
Table and seats under existing shade structure	5,000	5,000	-	5,000	4,769	(231)
Water Volleyball net	1,000	1,000	-	1,000	-	(1,000)
Shade areas replaced and new areas added	20,000	20,000	-	20,000	18,110	(1,890)
New tables and chairs	4,000	4,000	-	2,000	2,711	711
Pool identification signage	5,000	5,000	-	2,500	-	(2,500)
Shade structure over kiosk window	15,000	15,000	-	15,000	8,540	(6,460)
Back wash system to Euora Pool	6,000	6,000	-	6,000	5,682	(318)
Roofing over toilets and change areas	-	-	-	-	-	-
Development of a Website	-	-	-	-	-	-
Pool identification signage	-	-	-	-	-	-
Table and chairs	-	-	-	-	-	-
	309,500	309,500	-	260,963	176,205	(84,758)
Plant & Machinery						
Plant and Machinery	290,000	290,000	-	240,000	228,503	(11,497)
Site Signage - Key Projects	15,000	15,000	-	14,000	-	(14,000)
Works Fleet	243,000	243,000	-	200,000	158,635	(41,365)
Motor Vehicle Fleet	340,000	340,000	-	280,000	244,952	(35,048)
	888,000	888,000	-	734,000	632,090	(101,910)

Roads						
Creightons Creek Road	30,130	30,130	-	30,130	79,260	49,130
Longwood Depot Road	52,000	52,000	-	52,000	2,240	(49,760)
Euroa Strathbogie Road	67,900	67,900	-	67,900	54,034	(13,866)
Locksley-Nagambie Rd	100,000	100,000	-	100,000	39,810	(60,190)
Avenel Queen Street Parking	25,000	25,000	-	25,000	-	(25,000)
Avenel Jones Street Parking	20,000	20,000	-	20,000	-	(20,000)
Avenel School Car parking	15,000	15,000	-	15,000	-	(15,000)
Pleasance Avenue road widening	15,000	15,000	-	15,000	6,745	(8,255)
Ruffy Road curve - remix widening	20,000	20,000	-	20,000	-	(20,000)
Ruffy School road widening - outside shop	32,000	32,000	-	32,000	24,272	(7,728)
Euroa - Replacement of kerb channel	20,000	20,000	-	20,000	-	(20,000)
Resheeting Program	363,398	363,398	-	223,000	-	(223,000)
Pavement Rehabilitation Program	900,000	900,000	-	900,000	777,119	(122,881)
Resealing Program	1,373,696	1,373,696	-	1,373,696	1,304,556	(69,140)
Birkett St, Euroa	95,000	95,000	-	95,000	-	(95,000)
2010 Flood Restoration works	187,710	187,710	-	110,000	105,455	(4,545)
Works Flood Funding 2012	1,155,000	1,155,000	-	866,250	771,610	(94,640)
	4,471,834	4,471,834	-	3,964,976	3,165,101	(799,875)
Bridges						
Meipol School Road Low Level Crossing	-	-	-	-	10,000	10,000
Euroa Caravan Park Pedestrian Footbridge	1,081	1,081	-	1,081	1,081	-
Mitchellstown Road	240,000	240,000	-	240,000	6,846	(233,154)
Nelson's Road	60,000	60,000	-	60,000	2,182	(57,818)
Horse Gully Rd Bridge replacement	40,000	40,000	-	40,000	-	(40,000)
Heales Rd - Deck Replacement	35,000	35,000	-	35,000	-	(35,000)
Walkers Rd - Bridge - replacement	70,000	70,000	-	70,000	2,182	(67,818)
Longwood Pranjip Rd -Deck replacement	25,000	25,000	-	25,000	-	(25,000)
Brookleigh Road Bridge	-	-	-	-	24,217	24,217
The Rockies pedestrian bridge	184,000	-	(184,000)	-	-	-
	655,081	471,081	(184,000)	471,081	46,508	(424,573)

Footpaths						
Euroa Caravan Park - Sealed Pathways	853	853	-	853	853	-
Euroa Caravan Park - Gravel Pathways	272	272	-	272	272	-
	1,125	1,125	-	1,125	1,125	-
Drainage						
Euroa Tarcombe Street Drainage	20,000	20,000	-	20,000	20,000	-
Avenal Drainage	-	-	-	-	49,684	49,684
Nagambie Industrial Area - Scoping	20,000	20,000	-	20,000	25,315	5,315
Nagambie Industrial Area	20,000	20,000	-	20,000	-	(20,000)
Euroa Saxon Street - Construct table drain	20,000	20,000	-	20,000	-	(20,000)
Suez Canal Floodgate Survey and agreements	10,000	10,000	-	10,000	-	(10,000)
Burns Ave - Drainage Outfall	25,000	25,000	-	25,000	-	(25,000)
White Street Drainage	-	-	-	-	16,703	16,703
Nagambie Retarding Basins	30,600	30,600	-	30,600	6,274	(24,326)
	145,600	145,600	-	145,600	117,976	(27,624)
Waste Management						
Violet Town Transfer Station	303,580	303,580	-	303,580	319,486	15,906
Violet Town Landfill Cap & close	21,420	21,420	-	-	32,185	32,185
	325,000	325,000	-	303,580	351,671	48,091
	7,325,635	7,141,635	(184,000)	6,334,820	4,653,055	(1,681,765)
Asset Renewal	5,341,925	5,341,925	-	4,686,610	3,506,613	(1,179,997)
Asset Upgrade	584,050	584,050	-	553,050	358,317	(194,733)
Asset New	1,399,660	1,215,660	(184,000)	1,095,160	788,125	(307,035)
	7,325,635	7,141,635	(184,000)	6,334,820	4,653,055	(1,681,765)

Council's Investment Funds as at 31 March 2013



9.7.3 Documents for Signing and Sealing

Documents are submitted for Council signing and sealing.

The details are as follows and are also included in Council's Seal Register:-

FILE NO.	DOCUMENT DESCRIPTION	NO. OF COPIES
Contract No. 12/13-16	Deed of Agreement between Strathbogie Shire Council and Cardno Victoria for Euroa Post Flood Mapping and Intelligence Study	2
Contract No. 12/13-17	Deed of Agreement between Strathbogie Shire Council and MBS Services Australia for Provision of Municipal Building Surveyor Services	2

RECOMMENDATION

That the Documents be signed and affixed with the Common Seal of Strathbogie Shire Council.

9.7.4 Business Management System

The April 2013 Business Management System Report includes reports as follows:-

- Building Department – March 2013 Statistics
- Planning Department – Planning Permit Activity Monthly Responsible Authority Report - February 2013
- Asset Services – Customer Service System Statistics – March 2013
- Actioning of Council Resolutions – Status Report
- Outstanding Actions of Council Resolutions to 31 March 2013
- Review of Council Policies – March/April 2013
- Record of Assemblies of Councillors
- Record of Meetings of Section 86 Committees of Council received in the past month

By reporting on a monthly basis, Council can effectively manage any risks that may arise. The Business Management System will also incorporate Council's corporate goals and objectives.

RECOMMENDATION

That the report be noted.

BUILDING APPROVALS

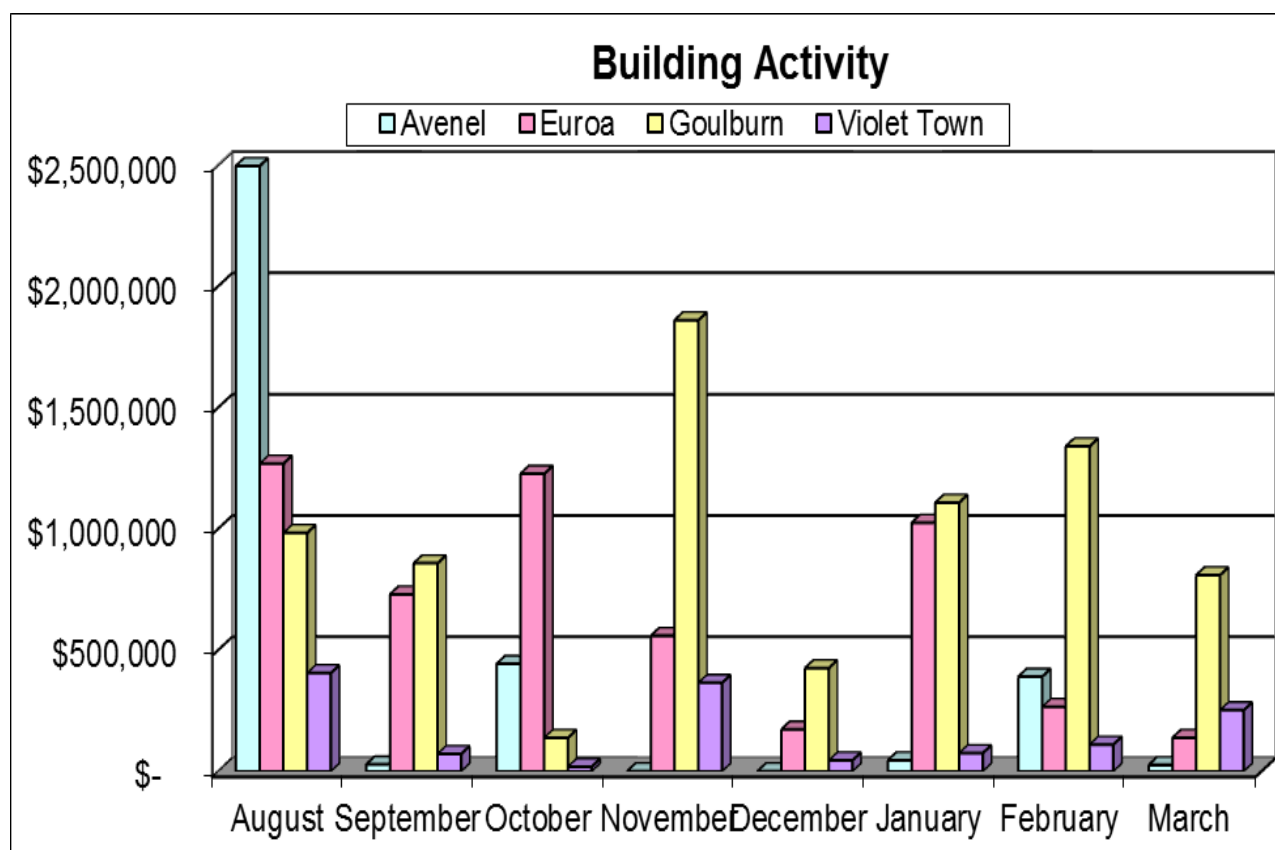
March 2013

The value of Building approvals within the Shire of Strathbogrie for the month of March totaled **\$1,224,681**.

Expenditure involved largely works in the domestic sector with the majority of permits issued for dwellings and domestic sheds, 15 permits have been issued for the month.

Charts illustrating the distribution of building permit expenditure for 2012-2013 over the four localities within the Shire are below.

	July	August	September	October	November	December	January	February	March
Avenel	\$200,000	\$2,495,988	\$28,023	\$442,946	\$ -	\$ -	\$45,350	\$389,990	\$25,900
Euroa	\$858,551	\$1,268,419	\$729,708	\$1,226,540	\$558,799	\$172,284	\$1,024,379	\$265,560	\$138,143
Goulburn	\$1,069,325	\$982,766	\$857,707	\$138,153	\$1,859,903	\$425,500	\$1,107,820	\$1,339,680	\$808,597
Violet Town	\$128,029	\$405,000	\$71,833	\$19,000	\$364,810	\$45,000	\$75,506	\$110,279	\$252,041
Totals	\$2,255,905	\$5,152,173	\$1,687,271	\$1,826,639	\$2,783,512	\$642,784	\$2,253,055	\$2,105,509	\$1,224,681



PLANNING PERMIT ACTIVITY REPORTING SYSTEM MONTHLY RESPONSIBLE AUTHORITY REPORT

PPARS: R01 - Strathbogie Shire Council - Feb 2013

Planning Permit Activity Reporting

Report Name: PPARS Monthly Responsible Authority Report

Audience: Responsible Authority, DPCD

Period: Feb 2013

Generated: 2013-03-19 11:00:41.40

Strathbogie Shire Council

Information about the data is available as part of the [PPARS Online Help](#).

Summary

The figures shown below are correct as at the **Generated Date** of this Report. The hyperlinked searches for each are conducted against **Current Data**, and as such, may differ from the figure shown. If you would like a current version of this report to be generated, please contact PPARS Administration.

	This Month (Feb 2013)	Previous Month (Jan 2013)	Change	Financial Year to Date (2012/2013)	Same Time Last Financial Year	Regional Average (rural - Feb 2013)
Applications received during the period	<u>14</u>	<u>9</u>	5	<u>139</u>	<u>96</u>	<u>26</u>
New Application	<u>12</u> 86%	<u>9</u> 100%	3	<u>125</u> 90%	<u>86</u> 90%	<u>22</u> 85%
Amended Permit Application	<u>2</u> 14%	<u>0</u> 0%	2	<u>14</u> 10%	<u>10</u> 10%	<u>4</u> 15%
Combined Application	<u>0</u> 0%	<u>0</u> 0%	0	<u>0</u> 0%	<u>0</u> 0%	<u>0</u> 0%
Decisions made during the period	<u>16</u>	<u>11</u>	5	<u>117</u>	<u>89</u>	<u>24</u>
Permit / Notice of Decision	<u>16</u> 100%	<u>11</u> 100%	0%	<u>114</u> 97%	<u>86</u> 97%	<u>23</u> 96%
Refusal	<u>0</u> 0%	<u>0</u> 0%	0%	<u>3</u> 3%	<u>3</u> 3%	<u>1</u> 4%
Amended Permits issued	<u>1</u> 6%	<u>0</u> 0%	1	<u>8</u> 8%	<u>4</u> 4%	<u>3</u> 13%
% decisions within statutory time frame	<u>56%</u>	<u>55%</u>	1%	<u>68%</u>	<u>60%</u>	<u>58%</u>
% decisions made under delegation	<u>94%</u>	<u>100%</u>	-6%	<u>86%</u>	<u>67%</u>	<u>92%</u>
Withdrawn, Not Required and Lapsed	<u>3</u> 19%	<u>0</u> 0%	3	<u>12</u> 10%	<u>19</u> 21%	<u>3</u> 13%
Review of VCAT during the period						
Apps Outstanding at VCAT	<u>1</u>	<u>1</u>	0	<u>1</u>	<u>1</u>	<u>5</u>
Apps completed by VCAT	<u>0</u>	<u>0</u>	0	<u>0</u>	<u>0</u>	<u>1</u>

[CSV](#)

Application categories for applications received during the period

New, amended permit and combined: Category field not mandatory until application is completed. More than one category can exist for a single application.

	This Month (Feb 2013)	Previous Month (Jan 2013)	Financial Year to Date (2012/2013)	Same Time Last Financial Year
Change or extension of use	<u>1</u>	<u>0</u>	<u>6</u>	<u>5</u>
Alterations to a building structure or dwelling	<u>1</u>	<u>0</u>	<u>3</u>	<u>2</u>
Extension to an existing dwelling or structure associated with a dwelling	<u>1</u>	<u>0</u>	<u>14</u>	<u>12</u>
Extension to existing building or structure (other than dwelling)	<u>0</u>	<u>1</u>	<u>2</u>	<u>1</u>
One or more new buildings	<u>1</u>	<u>2</u>	<u>12</u>	<u>6</u>
One new dwelling	<u>4</u>	<u>4</u>	<u>36</u>	<u>24</u>
More than one new dwelling (2-10)	<u>0</u>	<u>0</u>	<u>4</u>	<u>4</u>
More than 10 new dwellings	<u>0</u>	<u>0</u>	<u>0</u>	<u>0</u>
Other buildings and works (including septic tanks, dams, earthworks)	<u>1</u>	<u>0</u>	<u>15</u>	<u>7</u>
Demolition	<u>0</u>	<u>0</u>	<u>0</u>	<u>1</u>
Native vegetation removal	<u>0</u>	<u>0</u>	<u>1</u>	<u>0</u>
Other vegetation removal	<u>0</u>	<u>0</u>	<u>0</u>	<u>0</u>
Consolidation	<u>0</u>	<u>0</u>	<u>0</u>	<u>0</u>
Subdivision land (1 to 9 lots)	<u>3</u>	<u>1</u>	<u>27</u>	<u>18</u>
Subdivision land (10 or more lots)	<u>0</u>	<u>0</u>	<u>1</u>	<u>0</u>
Subdivision buildings	<u>0</u>	<u>0</u>	<u>0</u>	<u>0</u>
Subdivision - Change to easement and/or rest.	<u>0</u>	<u>0</u>	<u>1</u>	<u>0</u>

PPARS: R01 - Strathbogie Shire Council - Feb 2013

	This Month (Feb 2013)	Previous Month (Jan 2013)	Financial Year to Date (2012/2013)	Same Time Last Financial Year
Subdivision - Removal of covenant	0	0	0	0
Subdivision - Realignment of boundary	0	0	0	3
Liquor License	1	0	2	2
Waiving of parking requirement	1	0	3	1
Signage	1	0	1	4
Telecommunications Facility	0	0	3	1
Other	0	0	6	5
				CSV

Proposed Land Use for applications received during the period

New, amended permit and combined. Proposed Land Use not mandatory until application is decided.

	This Month (Feb 2013)	Previous Month (Jan 2013)	Financial Year to Date (2012/2013)	Same Time Last Financial Year
Agriculture	1 11%	3 38%	28 23%	15 16%
Food and drink premises	1 11%	0 0%	2 2%	3 3%
Industry and warehouse	0 0%	0 0%	2 2%	1 1%
Leisure & recreation	0 0%	0 0%	1 1%	1 1%
Office	0 0%	0 0%	1 1%	2 2%
Place of assembly	0 0%	0 0%	0 0%	4 4%
Residential/Accommodation	7 78%	5 63%	75 61%	52 57%
Retail Premises	0 0%	0 0%	2 2%	2 2%
Vacant	0 0%	0 0%	1 1%	3 3%
Other land use	0 0%	0 0%	8 7%	6 7%
Child Care	0 0%	0 0%	0 0%	0 0%
Education Centre	0 0%	0 0%	0 0%	0 0%
Mineral Extraction	0 0%	0 0%	0 0%	1 1%
Pleasure Boat Facility	0 0%	0 0%	0 0%	0 0%
Transport Terminal	0 0%	0 0%	0 0%	0 0%
Utility Installation	0 0%	0 0%	2 2%	1 1%
Mixed Use	0 0%	0 0%	0 0%	0 0%
	8 100%	8 100%	123 100%	91 100%
				CSV

Statistics for applications completed during the period

New, amended permit and combined. Estimated assessment effort not mandatory until application is completed.

Total value of works

	Overall	Simple	Normal	Complex
This Month (Feb 2013)	\$1,113,285	\$384,180	\$729,105	\$0
Previous Month (Jan 2013)	\$1,279,500	\$0	\$1,279,500	\$0
Financial Year to Date (2012/2013)	\$18,151,804	\$4,718,799	\$10,192,805	\$1,240,200
Regional Average (rural - Feb 2013)	\$836,541,397	\$53,495,872	\$505,087,080	\$277,958,465

Total value of fees

	Overall	Simple	Normal	Complex
This Month (Feb 2013)	\$4,607	\$545	\$4,062	\$0
Previous Month (Jan 2013)	\$3,701	\$386	\$3,315	\$0
Financial Year to Date (2012/2013)	\$41,413	\$10,107	\$29,447	\$1,859
Regional Average (rural - Feb 2013)	\$587,042	\$131,681	\$353,799	\$111,562
				CSV

Gross time to decision

	Overall	Simple	Normal	Complex
Less than 30 days	3	3 (100%)	0 (0%)	0 (0%)
30 to 60 Days	1	1 (100%)	0 (0%)	0 (0%)
60 to 90 days	4	2 (50%)	2 (50%)	0 (0%)
More than 90 days	8	0 (0%)	8 (100%)	0 (0%)

PPARS: R01 - Strathbogie Shire Council - Feb 2013

Average processing days

	Overall	Simple	Normal	Complex
This Month (Feb 2013)	<u>86</u>	<u>39</u>	<u>113</u>	<u>0</u>
Previous Month (Jan 2013)	<u>115</u>	<u>67</u>	<u>120</u>	<u>0</u>
Financial Year to Date (2012/2013)	<u>100</u>	<u>70</u>	<u>117</u>	<u>205</u>
Regional Average (rural - Feb 2013)	<u>121</u>	<u>79</u>	<u>123</u>	<u>274</u>

Percentage completed within the statutory time frame

	Overall	Simple	Normal	Complex
This Month (Feb 2013)	<u>66%</u>	<u>83%</u>	<u>40%</u>	<u>0%</u>
Previous Month (Jan 2013)	<u>55%</u>	<u>100%</u>	<u>50%</u>	<u>0%</u>
Financial Year to Date (2012/2013)	<u>68%</u>	<u>73%</u>	<u>65%</u>	<u>0%</u>
Regional Average (rural - Feb 2013)	<u>61%</u>	<u>71%</u>	<u>58%</u>	<u>40%</u>

Percentage that required further information

	Overall	Simple	Normal	Complex
This Month (Feb 2013)	<u>38%</u>	<u>0%</u>	<u>60%</u>	<u>0%</u>
Previous Month (Jan 2013)	<u>27%</u>	<u>100%</u>	<u>20%</u>	<u>0%</u>
Financial Year to Date (2012/2013)	<u>35%</u>	<u>20%</u>	<u>44%</u>	<u>100%</u>
Regional Average (rural - Feb 2013)	<u>34%</u>	<u>23%</u>	<u>38%</u>	<u>54%</u>

Percentage where public notice was given

	Overall	Simple	Normal	Complex
This Month (Feb 2013)	<u>50%</u>	<u>17%</u>	<u>70%</u>	<u>0%</u>
Previous Month (Jan 2013)	<u>55%</u>	<u>0%</u>	<u>60%</u>	<u>0%</u>
Financial Year to Date (2012/2013)	<u>56%</u>	<u>40%</u>	<u>68%</u>	<u>0%</u>
Regional Average (rural - Feb 2013)	<u>44%</u>	<u>28%</u>	<u>50%</u>	<u>70%</u>

Percentage with referrals

	Overall	Simple	Normal	Complex
This Month (Feb 2013)	<u>75%</u>	<u>50%</u>	<u>90%</u>	<u>0%</u>
Previous Month (Jan 2013)	<u>91%</u>	<u>0%</u>	<u>100%</u>	<u>0%</u>
Financial Year to Date (2012/2013)	<u>91%</u>	<u>82%</u>	<u>97%</u>	<u>100%</u>
Regional Average (rural - Feb 2013)	<u>54%</u>	<u>38%</u>	<u>61%</u>	<u>66%</u>

Percentage with objections

	Overall	1-5 obj.	6-20 obj.	21+ obj.
This Month (Feb 2013)	<u>0%</u>	<u>0%</u>	<u>0%</u>	<u>0%</u>
Previous Month (Jan 2013)	<u>0%</u>	<u>0%</u>	<u>0%</u>	<u>0%</u>
Financial Year to Date (2012/2013)	<u>8%</u>	<u>7%</u>	<u>0%</u>	<u>1%</u>
Regional Average (rural - Feb 2013)	<u>12%</u>	<u>10%</u>	<u>1%</u>	<u>0%</u>

Notes

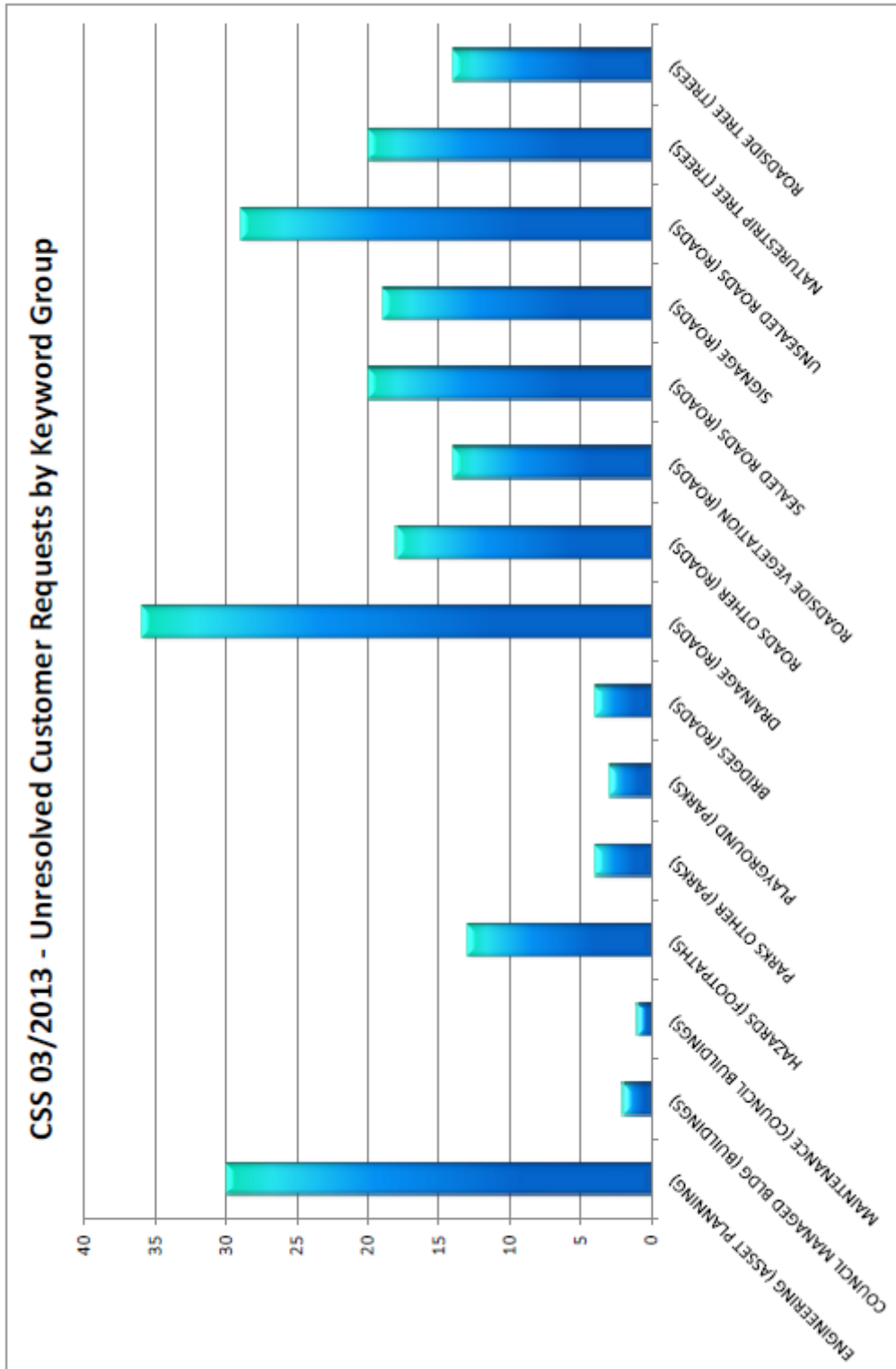
Information about the data in this report is available as part of the [PPARS Online Help](#).

1. Click on a value to drill down and see the applications that were used to calculate the value. The number of applications might not match exactly as there may have been changes to the database since this report was generated.
2. "Applications received during the period" means that "Date Application Received" occurred during the period of the report.
3. "Regional Average" is total for all metro/rural responsible authorities divided by the number of metro/rural resp auth's who had any applications received during the period.
4. All applicable categories will be counted for each application.

Annotations

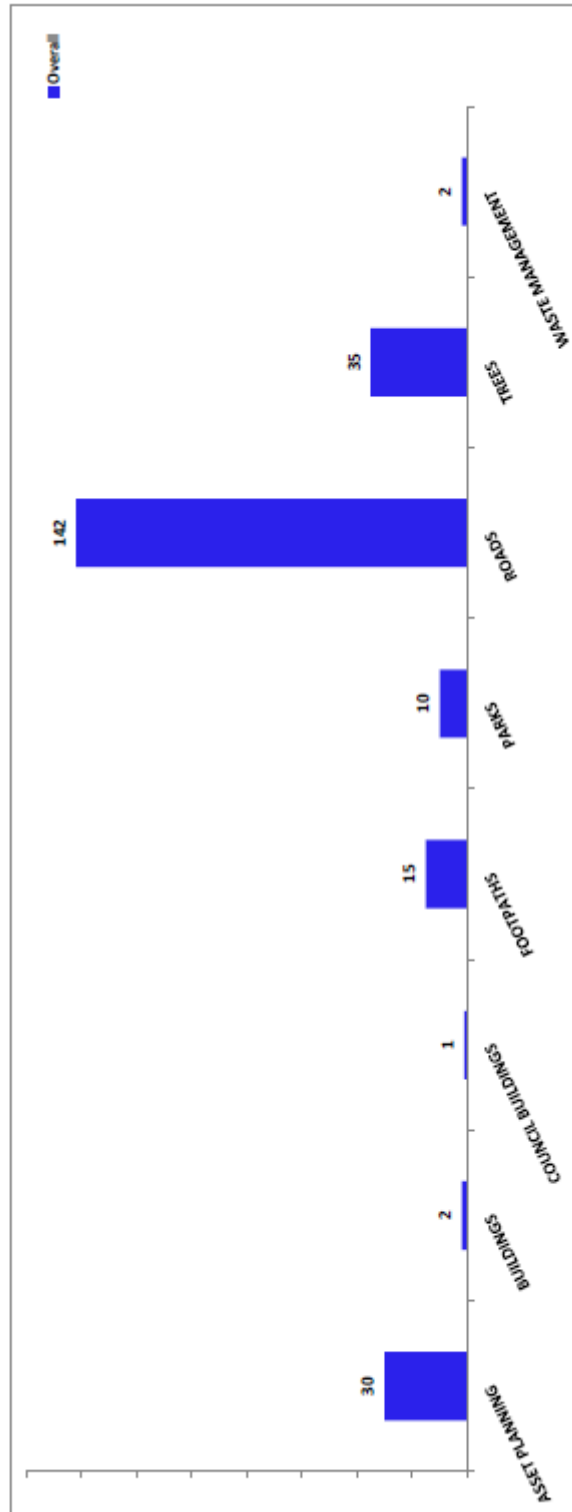
No annotations for this data.

**ASSET SERVICES
 CUSTOMER SERVICE SYSTEM STATISTICS
 - REPORTS FOR THE MONTH OF MARCH 2013**

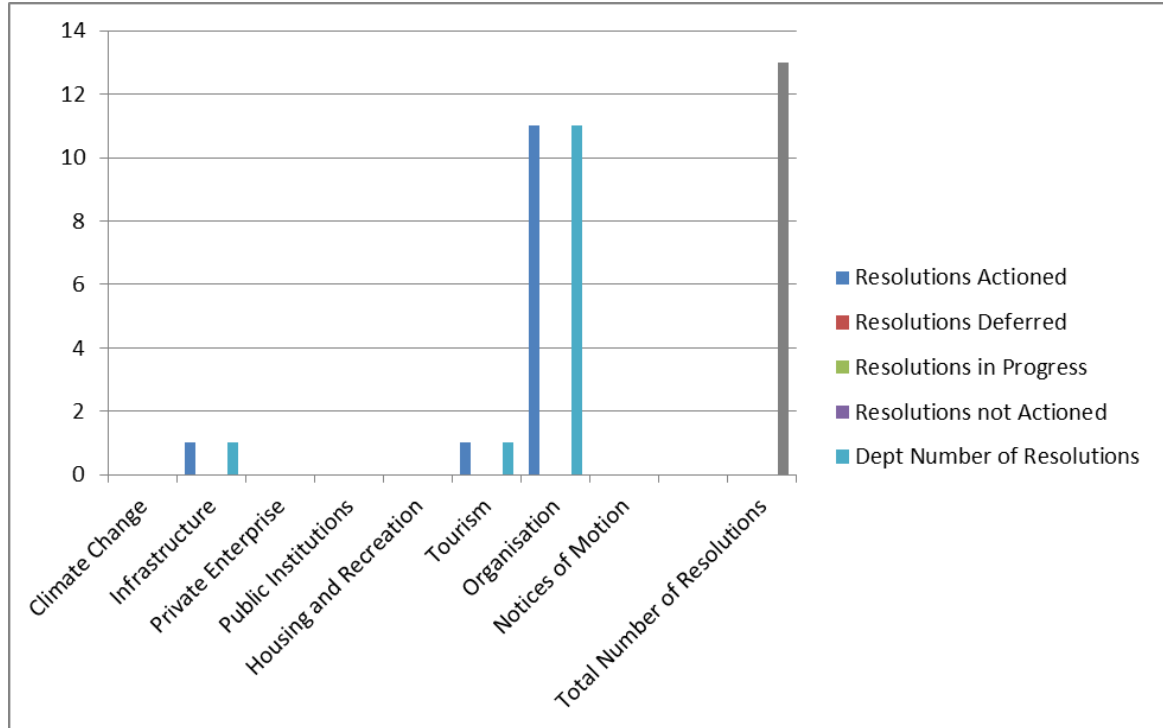


Customer Service requests (CSS) - Outstanding - March 2013

Mode	March 2013		2012-2013					Overall	
			Unresolved						
			30 Days	60 Days	90 Days	30 Days	60 Days	90 Days	
ASSET PLANNING	0	2	2	0	0	0	0	0	30
BUILDINGS	0	0	0	0	0	0	0	0	2
COUNCIL BUILDINGS	0	1	1	0	1	0	0	1	1
FOOTPATHS	0	0	0	0	0	0	0	15	15
PARKS	0	1	1	0	0	0	0	10	10
ROADS	0	22	22	0	0	0	0	142	142
TREES	0	7	7	0	0	0	0	35	35
WASTE MANAGEMENT	0	0	0	0	0	0	0	2	2
Totals	0	33	33	0	0	0	0	237	237



ACTIONING OF COUNCIL RESOLUTIONS
COUNCIL MEETING – MARCH 2013



**OUTSTANDING ACTIONS OF COUNCIL RESOLUTIONS TO
31 MARCH 2013**

This Report is to advise the Senior Management Team, Councillors and the community of the status of previous Council resolutions which are in progress but are yet to be finalised.

Council Meeting Date	Item No. Description & Recommendation	Action to Date
<i>There are no report resolutions with outstanding actions yet to be finalised</i>		

**REVIEW OF EXISTING COUNCIL POLICIES
AND ADOPTION OF NEW POLICIES**

Period of Review	Policy Name	Policy Number	Outcome
<i>There were no new Policies prepared or Policy reviews in the March/April period</i>			

RECORDS OF ASSEMBLIES OF COUNCILLORS

For period 9 March to 5 April 2013

Record in accordance with sections 77 and 80A(1) of the *Local Government Act 1989*

Note: Details of matters discussed at the meeting that have been designated confidential under section 77 of the Local Government Act 1989 are described in a separate "confidential addendum" that will be reported to the next closed Council meeting]

Name of Meeting: Councillors Forum

Date of Meeting: 12 March 2013

Time: 1.30 p.m. – 5.00 p.m.

Attendees:

Councillors

Debra Swan
Colleen Furlanetto
Malcolm Little
Alister Purbrick
Patrick Storer
Robin Weatherald
Graeme Williams

Officer/s

Chief Executive Officer
Director, Corporate and Community
Director, Asset Services
Director, Sustainable Development
Manager, Organisational Development
Manager, Economic Growth (Items 1 & 3)
Manager, Statutory Support (Item 1 & 3)

Matters discussed:

Declarations of Interests

1. Planning Agenda Review
2. Assembly of Councillors
 - 2.1 Mayor & Chief Executive Officer Meeting Update / Other
 - 2.2 Councillors Meetings Attendances
 - 2.3 Ruffy Streetscape
 - 2.4 Australian National Euroa Show and Shine
 - 2.5 Nagambie Waterways Recreational and Commercial Strategy / Nagambie Waterways Recreational and Commercial Stakeholders Advisory Committee
 - 2.6 Rotary Club of Euroa – planting of trees/beautification works in Railway Street, Euroa
 - 2.7 Strathbogie Planning Scheme Amendment C50
 - 2.8 National General Assembly of Local Government – 16 to 19 June 2013 in Canberra
 - 2.9 Local Government Managers Australia 2013 National Congress – 19 to 22 May 2013 in Hobart
 - 2.10 Euroa Kindergarten – invitation to attend inaugural Euroa Kinder Community Picnic

- 2.11 Travel arrangements with Shire vehicle / Mayor requirements with MAV Board obligations
 - 2.12 Art in the Library – Opening Night details and Exhibition dates
 - 2.13 Request for Road Closure and Sale – Horseshoe Bend, Kelvin View
 - 2.14 Goulburn Broken Catchment Management Authority – regional meeting Thursday 28 March 2013.
 - 2.15 Community Grants Roadshow – Dates / Locations
 - 2.16 Violet Town – Avenue of Honour
 - 2.17 Councillor Code of Conduct and Local Laws Review Timetable ~ May/June 2013
 - 2.18 Finance Dept – take \$25 out of Councillors allowances for lunch expenses for Mangalore visit (except Cr Purbrick
3. Planning Committee

Declaration of Interest/s / Direct or Indirect

Matter No.	Names of Councillor/s who disclosed interest	Did the Councillor/s leave the meeting?
Item 2.3	Councillor Furlanetto (Conflict of Interest)	Yes

Record of Assembly of Councillors

Record in accordance with sections 77 and 80A(1) of the *Local Government Act 1989*

Note: Details of matters discussed at the meeting that have been designated confidential under section 77 of the Local Government Act 1989 are described in a separate "confidential addendum" that will be reported to the next closed Council meeting]

Name of Meeting: Councillors Forum

Date of Meeting: 19 March 2013

Time: 1.30 p.m. – 5.00 p.m.

Attendees:

Councillors

Debra Swan
Colleen Furlanetto
Malcolm Little
Alister Purbrick
Patrick Storer
Robin Weatherald
Graeme Williams

Officer/s

Chief Executive Officer
Director, Corporate and Community
Director, Asset Services
Director, Sustainable Development
Manager, Organisational Development
Children, Youth and Families Co-Ordinator (Item 3)
Manager, Projects and Works (Items 5 & 6)
Project Engineer (Item 5)

Matters discussed:

1. Councillors Discussions
Declarations of Interests
2. February Financial Report
3. Maternal and Child Health
4. Community Development Guidelines
5. Roadside Pests and Weeds Action
6. Update on Capital Works – Manager, Projects and Works (Peterson Asante)
7. Agenda Review
8. Assembly of Councillors
 - 8.1 Mayor & Chief Executive Officer Meeting Update / Other
 - 8.2 Councillors Meetings Attendances
 - 8.3 Suggestions to capitalize on historic significance of Euroa and its
 - 8.4 Branding for 2013 EXPO
 - 8.5 Government House Canberra
9. Council Meeting

Record of Assembly of Councillors

Record in accordance with sections 77 and 80A(1) of the *Local Government Act 1989*

Note: Details of matters discussed at the meeting that have been designated confidential under section 77 of the Local Government Act 1989 are described in a separate "confidential addendum" that will be reported to the next closed Council meeting]

Name of Meeting: Councillors Forum

Date of Meeting: 26 March 2013

Time: 9.30 a.m. – 5.00 p.m.

Attendees:

Councillors

Debra Swan
Colleen Furlanetto
Alister Purbrick
Robin Weatherald
Graeme Williams

Officer/s

Chief Executive Officer
Director, Corporate and Community
Director, Asset Services
Director, Sustainable Development
Emergency Management Fire Co-Ordinator (Item 3)

Apologies

Councillor Malcolm Little
Councillor Patrick Storer
Manager, Organisational Development

Matters discussed:

1. Councillors Discussions
Declarations of Interests
2. Briefing on Budget Preparation Processes
3. Bushfire Royal Commission Action Plan
4. Planning Agenda Review
5. Assembly of Councillors
 - 5.1 Mayor & Chief Executive Officer Meeting Update / Other
 - 5.2 Councillors Meetings Attendances
 - 5.3 Schedule of meetings of Councillors with community members
 - 5.4 Guidelines around hire of Regatta Centre kitchen
 - 5.5 Honouring our Heroes – request to update Councillors
 - 5.6 Nagambie Lakes Community
 - 5.7 Sustainable Development Reference Group Charter
 - 5.8 Living Libraries Infrastructure Program 2013
 - 5.9 Victorian ALGWA Conference – 24-26 May 2013 ~ Sponsorship opportunity details
 - 5.10 Sawpit Gully Road – Wood Removal
 - 5.11 Cr Weatherald
Request for Council to acknowledge service of former Councillor, Robin Steers
 - 5.12 Cr Weatherald
Honeysuckle Creek Catchment – potable water overlay

- 5.13 Cr Weatherald
Waste Water Management Plan
- 5.14 Cr Furlanetto
HACC Services / Funding
- 5.15 Cr Weatherald
Policing of central white line in Binney Street, Euroa
- 5.16 Cr Furlanetto
Rockies Bridge
- 5.17 Greater Shepparton City Council – Regional Development Australia funding application

Record of Meetings of Section 86 Committees of Council
Minutes of Meetings received in the March/April 2013 Period

Name of Committee	Date of Meeting
Longwood Action Group	11/09/12
Tablelands Community Centre	11/02/13
Moglonemby Community Hall Committee	19/02/13
Violet Town Recreation Reserve Committee	19/02/13
Euroa Community Action Group	25/02/13

10. NOTICES OF MOTION

11. CLOSURE OF MEETING TO THE PUBLIC

12. URGENT BUSINESS

THERE BEING NO FURTHER BUSINESS, THE MEETING CLOSED AT..... P.M.