



STRATHBOGIE SHIRE COUNCIL

Notice is hereby given that the Ordinary Meeting of the Strathbogie Shire Council will be held on Tuesday 17 March 2015, commencing at 6.00 p.m. at the Euroa Community Conference Centre

Councillors:	Debra Swan (Chair)	(Lake Nagambie Ward)
	Colleen Furlanetto	(Seven Creeks Ward)
	Malcolm Little	(Hughes Creek Ward)
	Alister Purbrick	(Lake Nagambie Ward)
	Patrick Storer	(Honeysuckle Creek Ward)
	Robin Weatherald	(Mount Wombat Ward)
	Graeme (Mick) Williams	(Seven Creeks Ward)

Officers:	Steve Crawcour - Chief Executive Officer
	Roy Hetherington - Director, Asset Services
	David Woodhams - Director, Corporate and Community
	Phil Howard - Director, Sustainable Development

BUSINESS

1. Welcome
2. Acknowledgement of Traditional Land Owners
'In keeping with the spirit of Reconciliation, we acknowledge the traditional custodians of the land on which we are meeting today. We recognise indigenous people, their elders past and present'.
3. Apologies
4. Confirmation of Minutes of the Ordinary Meeting of Council held on Tuesday 17 February 2015.
5. Disclosure of Interests
6. Petitions
7. Reports of Mayor and Councillors and Delegates
8. Public Question Time

9. Reports of Council Officers
 - 9.1 Climate Change
 - 9.2 Infrastructure
 - 9.3 Private Enterprise
 - 9.4 Public Institutions
 - 9.5 Housing and Recreation
 - 9.6 Tourism
 - 9.7 Organisation
10. Notices of Motion
11. Urgent Business
12. Closure of Meeting to the Public to consider matters listed for consideration in accordance with Section 89(2) of the Local Government Act 1989
13. Confirmation of 'Closed Portion' Decision/s



Steve Crawcour
CHIEF EXECUTIVE OFFICER

10 March 2015

NEXT MEETING

The next Ordinary Meeting of the Strathbogie Shire Council is scheduled to be held on Tuesday 21 April 2015, commencing at 6.00 p.m. at the Euroa Community Conference Centre.

REPORTS INDEX

		Page No.
9.	REPORTS	
9.1	Climate Change	
9.2	Infrastructure	
9.3	Private Enterprise	
9.4	Public Institutions	
9.5	Housing and Recreation	
9.6	Tourism	
9.7	Organisation	
9.7.1	General Revaluation 2016	1
9.7.2	2014-2018 Strathbogie Shire Council Inclusive Communities Plan - 2015 Draft Review	3
9.7.3	Finance Report – February 2015	7
9.7.4	Documents for Signing and Sealing	22
9.7.5	Business Management System	23
10.	NOTICES OF MOTION	
11.	URGENT BUSINESS	
12.	CLOSURE OF MEETING TO THE PUBLIC	
13.	CONFIRMATION OF 'CLOSED PORTION' DECISION/S	

9.7.1	Organisation Reports Index	
9.7.1	General Revaluation 2016	1
9.7.2	2014-2018 Strathbogie Shire Council Inclusive Communities Plan - 2015 Draft Review	3
9.7.3	Finance Report – February 2015	7
9.7.4	Documents for Signing and Sealing	22
9.7.5	Business Management System	23

9. REPORTS

9.7 ORGANISATION

9.7.1 General Revaluation 2016

Author & Department

Director, Corporate and Community / Corporate and Community Directorate

Disclosure of Conflicts of Interest in relation to advice provided in this report

Officers providing advice in relation to this report do not have a direct or indirect interest, as provided in accordance with the Local Government Act 1989.

Summary

The Valuation of Land Act 1960 S6 (Act) provides that a valuation authority proposing to make a general valuation must give not less than one month's notice of the decision. The purpose of the report is for Council to give notice under the Act that it intends to cause a general valuation to occur effective as of 1 January 2016.

RECOMMENDATION

That, in accordance with the provisions of the Valuation of Land Act 1960, Council give notice of its intention to cause a general valuation to be made with an effective date of 1 January 2016.

Background

The Valuation of Land Act 1960 provides that a Council must cause a valuation of all rateable land within its district to be made as at 1 January in every even calendar year (S11(a)). Then before 30 June that year, cause the general valuation to be returned (S11(b)).

Further, S6.1 of the Act requires that a rating authority proposing to make a general valuation of rateable land must give to the Valuer-General and to every other rating authority interested in the valuation of land in the relevant municipal district, not less than one month's notice of the decision to cause the valuation to be made.

Consequently, a resolution of Council is required to cause the general valuation to be made.

Alternative Options

The Officers providing advice in relation to this report have considered potential alternative courses of action. No feasible alternatives have been identified.

Risk Management

Council has no option under the Act, but to cause a general valuation to be made. The Act does not provide any indication of what the consequences would be if Council did not cause a general valuation to be made in accordance with the Act.

9.7.1 General Revaluation 2016 (cont.)

Strategic Links – policy implications and relevance to Council Plan

This report is consistent with Council Policies, key strategic documents and the Council Plan.

Best Value / National Competition Policy (NCP / Competition and Consumer Act 2010 (CCA) implications

The report is consistent with Best Value, National Competition Policy and Competition and Consumer Act requirements.

Financial / Budgetary Implications

In order for Council to continue to raise rates in accordance with key strategic documents and the Council Plan, it is necessary to cause general valuations in accordance with the Act.

Economic Implications

The recommendation has no significant economic implications for Council or the broader community.

Environmental / Amenity Implications

The recommendation has no significant environmental or amenity implications for Council or the broader community.

Community Implications

The recommendation has no significant community or social implications for Council or the broader community.

Victorian Charter of Human Rights and Responsibilities Act 2006

The recommendation does not limit any human rights under the Victorian Charter of Human Rights and Responsibilities Act 2006.

Legal / Statutory Implications

The recommendation has no legal or statutory implications which require the consideration of Council.

Consultation

The author of this report considers that the matter under consideration did not warrant a community consultation process.

Attachments

Nil.

9.7.2 2014-2018 Strathbogie Shire Council Inclusive Communities Plan - 2015 Draft Review

Author & Department

Community Development Officer, Access and Inclusion / Community Development Department

Disclosure of Conflicts of Interest in relation to advice provided in this report

The author of this report and officers/contractors providing advice in relation to this report do not have a direct or indirect interest, as provided in accordance with the Local Government Act 1989

Summary

The National Disability Insurance Scheme (NDIS) has established a new framework around which local government is able to restate and deepen its commitment to access and inclusion principles. Strathbogie Shire Council is serious about removing barriers and increasing universal access for all persons living in and visiting our region.

Within this context, Council's *Inclusive Communities Plan 2014-2018* outlines strategies for consolidating, developing and implementing changes that will assist people with disabilities, their carers and families.

The actions in the plan aim to:

- Support people with a disability to achieve the outcomes they want;
- Safeguard the rights of people with a disability, their family and carers;
- Improve staff awareness and application of universal access principles
- Support compliance with legislative requirements.

Our aim is to build a stronger, healthier community where all people feel safe, connected and welcome. The draft review *Inclusive Communities Plan 2014-18* is influenced by a number of international, national and state policies, including the following key documents:

National Disability Strategy 2010 – 2020

National Disability Insurance Scheme Act, 2013

United Nation's International Covenant on the Rights of Persons with Disabilities

National Disability Discrimination Act 1992 (DDA)

Victorian Charter of Human Rights and Responsibilities Act 2006

Victorian Disability Act 2006

The Victorian State Disability Plan 2013 - 16

A Fairer Victoria 2005

The current draft plan outlines both short and long-term strategies for facilitating greater access and inclusion in our communities. Its objectives sit under the umbrella of Council's *Healthy Communities Plan 2013-17* and contribute directly to 'Goal 1: community wellbeing' in the current *Strathbogie Shire Council Plan*.

A copy of the 2014-2018 Strathbogie Shire Council Inclusive Communities Plan draft 2015 review is tabled for information and identification purposes.

9.7.2 2014-2018 Strathbogie Shire Council Inclusive Communities Plan
- 2015 Draft Review (cont.)

Like the *Healthy Communities Plan*, the *Inclusive Communities Plan* is arranged under key headings:

- What the Strathbogie Shire community looks like
- Disability and barriers to inclusion in the Shire
- How we can plan for better access and inclusion
- What Council has achieved in the past four years
- What Council is going to do in the next four years
- How Council is going to monitor the performance of this plan.

RECOMMENDATION

That Council adopts the Draft 2015 Review of the Strathbogie Shire Council Inclusive Communities Plan 2014-2018.

Background

The *Inclusive Communities Plan* aims to facilitate better access and inclusion for everyone across the Strathbogie Shire. It will seek to achieve this goal through strategic planning, policy making and thoughtful community partnerships.

Why do we need an *Inclusive Communities Plan*?

Accessible, inclusive communities are a central focus for local government
The Plan is an essential component of municipal strategic planning
The Plan draws upon a state wide framework
The Plan responds to the health and wellbeing needs of our local community
The Plan informs other plans and policies

What are the aims of the *Inclusive Communities Plan*?

To improve access and inclusion in the Shire of Strathbogie
To contribute to good health and create wellbeing
To acknowledge and respond to those who are most disadvantaged
To pursue the goal of 'universal access'

What is Council's role in delivering an *Inclusive Communities Plan*?

To collect municipal information and data
To provide leadership and advocacy
To build community capacity within the Shire
To plan and provide a range of programs to improve access and inclusion
To partner with key stakeholders

What can Council do?

Through the *Plan*, identify a range of actions to improve the access and inclusion, focusing on several key areas:

- ✓ Spaces and places for all
- ✓ Neighbourhoods for all

9.7.2 2014-2018 Strathbogie Shire Council Inclusive Communities Plan
- 2015 Draft Review (cont.)

- ✓ Lifestyle choices for all
- ✓ Services and supports for all
- ✓ Economies for all

What has Council done so far?

- ✓ Identified key stakeholders
- ✓ Collected key demographic information about the Shire of Strathbogie
- ✓ Re-established an Access and Disability Advisory Committee
- ✓ Ensured the reviewed *Inclusive Communities Plan* compares well with other council plans, internally and in the region

The *Inclusive Communities Plan* is designed in an easy to read format, to be made available to residents, service providers, government departments and other stakeholders. It will be reported on annually and reviewed 12 months prior to the expiry date, via consultation with key community stakeholders. The document sits under the *Healthy Communities' Plan* and links to a range of other Council Plans including the *Municipal Emergency Management Plan*, *Strategic Resources Plan*, *Community Engagement Strategy*, *Youth Strategy*, *Healthy Children and Families Plan*, *Heatwave Management Plan*, *Hume Strategy for Sustainable Communities*, and *Municipal Early Years Plan*.

Alternative Options

The author and other officers providing advice in relation to this report have considered potential alternative courses of action. No feasible alternatives have been identified.

Risk Management

The author of this report considers that there are no significant Risk Management factors relating to the report and recommendation.

Strategic Links – policy implications and relevance to Council Plan

The author of this report considers that the report is consistent with Council Policies, key strategic documents and the Council Plan.

Best Value / National Competition Policy (NCP / Competition and Consumer Act 2010 (CCA) implications

The author of this report considers that the report is consistent with Best Value, National Competition Policy and Competition and Consumer Act requirements.

Financial / Budgetary Implications

The author of this report considers that the recommendation has no capital budget considerations, although it is recommended that external grants be sought where possible to finance upgrades to Council owned facilities and services that do not meet current access standards. Some minor costs will be associated with the annual review, including administration costs associated with stakeholder meetings and data collection. These will be limited to no more than \$500 per annum for the life-cycle of the document.

9.7.2 2014-2018 Strathbogie Shire Council Inclusive Communities Plan
- 2015 Draft Review (cont.)

Economic Implications

The author of this report recommends that Council include current and future accessibility improvements and initiative (as outlined in the *Plan*) as budget priorities in order to meet legislative requirements and remain on par with national inclusion standards.

Environmental / Amenity Implications

The author of this report considers that the recommendation will have some amenity / environmental implications on all areas of Council business as each department continues to review and improve the access/inclusion status of its practices.

Community Implications

It is intended that the broad community/social implications of the report and recommendation will be positive as the goal of universal access is of benefit to all community members.

Victorian Charter of Human Rights and Responsibilities Act 2006

This report does not limit any human rights under the Victorian Charter of Human Rights and Responsibilities Act 2006.

Legal / Statutory Implications

The Plan responds to the *Disability Discrimination Act* and, as such, should be considered in the light of 'risk assessment' in these terms.

Consultation

The author of this report considers that the matter under consideration warranted a community consultation process. This process included development meetings over several months with the Access and Disability Advisory Committee, two internal Council presentations, one-to-one consultation with key internal departments and canvassing specific feedback on the draft document from the Strathbogie Health and Community Services Consortium and University of the 3rd Age. Further feedback will be sought via public exhibition.

Attachments

Nil.

9.7.3 Financial Report – February 2015

Author / Department

Director, Corporate and Community / Corporate and Community Directorate

Disclosure of Interest

No officers providing advice in relation to this report have a direct or indirect interest, as provided in accordance with the Local Government Act 1989.

Summary

Appended to the Agenda is a copy of Council's Financial Report for the period ending 28 February 2015.

The report contains the Standard Income Statement, Balance Sheet, Cash Flow Statement /Schedule of Investments and Statement of Capital Works.

The operating surplus for the eight month period ending 28 February 2015 was \$8,743,619. The variance to budget is detailed in the Financial Overview.

As at 28 February 2015, total capital works was \$ 3,849,019. This is in line with budget most variances are due to timing differences.

RECOMMENDATION

That the Financial Report for the eight months ended 28 February 2015 be noted.

Background

Council considers and notes quarterly Financial Reports in accordance with the Local Government Act 1989 (Act). Under Section 137 and 138 of the Act, Council must establish and maintain a budgeting and reporting framework that is consistent with the principles of sound financial management. This report satisfies those requirements.

Alternative Options

Officers providing advice in relation to this report have considered potential alternative courses of action. No feasible alternatives have been identified as the report is consistent with the Local Government Act 1989 obligations.

Risk Management

Regular Financial Reporting in accordance with the Local Government Act 1989 support Council's focus on Risk Management.

Strategic Links – Policy implications and relevance to Council Plan

The report is consistent with Council Policies, key strategic documents and the Council Plan.

9.7.3 Financial Report – February 2015 (cont.)

Best Value / National Competition Policy (NCP) / Competition and Consumers Act 2010 (CCA) implications

The report is consistent with Best Value, National Competition Policy and Competition and Consumers Act 2010 requirements.

Financial / Budgetary Implications

The attached report, in conjunction with the detailed briefing to Council, considers all Financial and Budgetary implications for the Financial Year ending 30 June 2015.

Economic Implications

The attached report, in conjunction with the detailed briefing to Council, considers all Economic implications for the Financial Year ending 30 June 2015.

Environmental / Amenity Implications

The recommendation in this report has no significant environmental or amenity implications for Council or the broader community.

Community Implications

This report has no significant community or social implications for the Council or the broader community.

Victorian Charter of Human Rights and Responsibilities Act 1006

This report does not limit any human rights under the Victorian Charter of Human Rights and Responsibilities Act 1006.

Legal / Statutory Implications

Consideration and adoption of quarterly financial reports as per the Local Government Act 1989 ensures Council complies with its Legal and Statutory obligations.

Consultation

The author of this report considers that the matter under consideration did not warrant a community consultation process.

Attachments

February Financial Report

FINANCIAL OVERVIEW - EIGHT MONTHS ENDED 28 FEBRUARY 2015

The Financial Overview to 28 February 2015 identifies total revenue \$25,016,782 with expenditure \$16,273,163 resulting in a surplus to date of \$8,743,619. The YTD February variation of budget to actual is (\$91,445). This is made up of a number of variances that are outlined below.

Capital works current YTD budget to 28 February 2015 \$3,917,173, achieved expenditure \$3,849,019 resulting in a variation to the budget of \$68,154. Most variations are due to timing issues. Items included in the budgeted operating accounts that are charged to the capital works program total \$89,462 and cover salary and plant items.

In 2014/15 some major projects are being delivered through operating expenditure the details for each will be included for information:

<u>Project - Details</u>	<u>Project Budget Variance</u>	<u>YTD Budget</u>	<u>YTD</u>	<u>Actual</u>
Nagambie Main Street	\$830,000	\$219,643	\$211,279	(\$8,364)
Euroa Conference & Function Centre	\$390,000	\$390,000	\$455,031	\$65,031
additional works undertaken covered by matching income community contributions				

Other Comments on significant projects in budget:

Violet Town Landfill Cap and Closure YTD \$10,490 (this will be funded from provision in Balance Sheet at year end).

Income Statement (Fav) / Unfav. Variance for 28 February 2015

Income

<u>Rates</u>	<u>(50,186)</u>	Some supplementary valuations have been finalised however valuation objections are still pending. Rates Arrears February 2015 1,566K (13/14 1,787K) Fire services Property levy raised \$1.4 million as part of rate 2014/15 (13/14 \$1.6million) The FSPL cents in the dollar reduced in 14/15 (funds required to be held in Trust in Balance Sheet - 13/14 uncollected \$80k)
<u>Statutory Fees & Fines</u>	<u>11,764</u>	Timing variance for statutory fees
<u>User Fees</u>	<u>5,925</u>	Timing variances in delivery of HACC programs and offset by increased road opening permits.
<u>Contributions</u>	<u>(18,204)</u>	Favourable payments towards new infrastructure assets. Matched by increased expenditure- Euroa Conference & Function Centre Lease

Other Revenue and Sale of Assets combined

Interest on Investments	<u>28,529</u>	Various accounts with timing difference on reimbursements and interest charges.
-------------------------	---------------	---

Expense

<u>Employee</u>	<u>(140,725)</u>	Timing variance due to payroll period end after month, HACC program matching reduced revenue timing variance
-----------------	------------------	--

<u>Contracts and Materials</u>	<u>(41,875)</u>	Operating items charged to the capital works program total \$89,462 and cover salary and plant items that would otherwise have been charged as contract and materials
--------------------------------	-----------------	---

<u>Depreciation</u>	<u>115,967</u>	Revaluation of assets at 30/6/2014 resulted in higher depreciation than budgeted. timing variance
---------------------	----------------	---

STRATHBOGRIE SHIRE COUNCIL

Profit and Loss Statement 2014/2015

for 8 months ending 28 February 2015

	Current Budget Total 14/15	YTD Budget Feb 2015	YTD Actual Feb 2015	Variance to MYR YTD Budget Feb 2015
REVENUE				
Rates and Charges	16,171,000	16,128,030	16,178,216	(50,186)
Statutory Fees & Fines	270,100	164,317	152,553	11,764
User Fees	1,103,100	709,808	703,883	5,925
Contributions	58,500	58,500	76,704	(18,204)
Grants - Operating Recurrent	6,366,958	4,733,709	4,730,656	3,053
Grants - Operating Non-recurrent	1,629,350	359,000	359,000	-
Grants - Capital Recurrent	2,487,215	1,460,000	1,460,000	-
Grants - Capital Non-recurrent	806,090	718,111	718,111	-
Other Revenue	596,000	666,188	513,339	152,849
Net Gain/Loss on Disposal Assets	(283,000)		(64,974)	64,974
Proceeds from sale of assets			189,294	(189,294)
Operating Revenue Total	29,205,313	24,997,663	25,016,782	(19,119)
EXPENDITURE				
Employee	10,073,983	6,013,188	5,872,463	(140,725)
Contracts, Materials & Services	11,944,400	7,129,307	7,087,432	(41,875)
Bad and doubtful debts	5,000	-	-	-
Depreciation	4,735,700	2,975,907	3,091,874	115,967
Finance	160,500	104,885	102,718	(2,167)
Other Expenses	193,300	122,202	118,676	(3,526)
WDV Infrastructure Renewed	547,000	-	-	-
	27,659,883	16,345,489	16,273,163	(72,326)
Surplus/Deficit	1,545,430	8,652,174	8,743,619	(91,445)

STRATHBOGRIE SHIRE COUNCIL

Balance Sheet 2014/2015

	Current Budget Total 14/15	YTD Actual Feb 2015
	\$	\$
<u>Current Assets</u>		
Cash and cash equivalents	6,690,750	10,595,925
Trade and other receivables	1,457,817	6,806,121
Other Assets	123,985	6,751
Inventories	9,907	8,583
Non- current assets for resale	0	0
Total Current Assets	8,282,459	17,417,380
<u>Non-Current Assets</u>		
Financial assets	2,032	2,032
Investments in associates	223,650	223,649
Property, plant and equipment, infrastructure	239,725,826	234,120,683
Total Non-Current Assets	239,951,508	234,346,364
Total Assets	248,233,967	251,763,744
<u>Current Liabilities</u>		
Trade and other payables	2,464,425	919,490
Trust funds and deposits	480,214	511,298
Fire Services Property Levy	0	752,822
Provisions	3,106,783	3,116,869
Interest bearing loans and borrowings	158,000	206,304
Total Current Liabilities	6,209,422	5,506,783
<u>Non-Current Liabilities</u>		
Trust funds and deposits	67,980	67,980
Provisions	597,297	393,471
Interest bearing loans and borrowings	1,963,621	2,119,739
Total Non-Current Liabilities	2,628,898	2,581,190
Total Liabilities	8,838,320	8,087,973
Net Assets	239,395,647	243,675,771
<u>Equity</u>		
Accumulated Surplus	75,968,092	74,744,596
Reserves	163,427,555	168,931,175
Total Equity	239,395,647	243,675,771

Strathbogie Shire Council
Capital Account Type
Directorate Details
For Period February 2015

Directorate	Current Budget Total 14/15	YTD Budget	YTD Actual	YTD Variance
Land	810,500	526,500	546,351	-19,851
Buildings - Municipal Properties	2,158,000	894,917	879,885	15,032
Furniture & Equipment	190,000	87,552	91,657	-4,105
Plant & Machinery	815,000	325,600	323,872	1,728
Bridge Construction	717,000	143,000	220,928	-77,928
Underground Drainage	483,000	31,935	33,848	-1,913
Waste Management	0	0	10,490	-10,490
Footpaths	105,000	2,296	2,296	0
Roads	3,831,515	1,902,223	1,720,212	182,011
Kerb & Channel	80,000	3,150	3,150	0
CAPEXP adjustments since adoption	0	0	16,331	-16,331
Grand Total	\$ 9,190,015	\$ 3,917,173	\$ 3,849,019	\$ 68,154

Asset Renewal	7,945,515	3,205,010	3,045,381	159,629
Asset Upgrade	1,001,000	530,902	611,947	-81,045
Asset New	243,500	181,261	191,691	-10,430
Report Total :	\$ 9,190,015	\$ 3,917,173	\$ 3,849,019	\$ 68,154

Budgeted items from Operational

Plant		31,675
Salaries		57,787
Total Capital		\$ 89,462

STRATHBOGIE SHIRE COUNCIL

Cash Flow Statement for 8 Months ended February 2015	Current Budget	
	Total 14/15 Inflows (Outflows)	Feb-15 Inflows (Outflows)
Cash flows from operating activities		
Rates and charges	16,171,000	11,376,765
Statutory fees and fines	270,100	152,553
User fees	1,103,100	636,506
Contributions	58,500	76,704
Grants	11,289,613	7,267,767
Interest	200,000	196,400
Other receipts	396,000	251,965
Net GST refund/overpayment	0	1,090,120
Payments to suppliers	(11,944,400)	(10,254,673)
Payments to employees (including redundancies)	(10,404,943)	(5,872,463)
Other payments	(193,300)	(118,676)
Total cash outflows from operating activities	6,945,670	4,802,968
Cash flows from investing activities		
Payments for property, plant and equipment, infrastructure	(9,190,015)	(3,331,066)
Payments for landfill rehabilitation	0	-
Proceeds sales of property, plant and equip, infrastructure	567,000	189,294
Net cash used in investing activities	(8,623,015)	(3,141,772)
Cash flows from financing activities		
Finance costs	(160,500)	(102,718)
Trust funds and deposits	0	304,430
Proceeds from interest bearing loans and borrowings	0	-
Repayment of interest bearing loans and borrowings	(625,836)	(421,413)
Net cash provided by (used in) financing activities	(786,336)	(219,701)
Net cash provided by (used in) financing activities		
Net increase (decrease) in cash and cash equivalents	(2,463,681)	1,441,495
Cash and cash equivalents brought forward	9,154,431	9,154,431
Cash and cash equivalents at end of year/month	6,690,750	10,595,926

Strathbogie Shire Council 2014/2015

Account Details - Investments

End of Month January 2015 Balance Sheet Reports

Investments	%	YTD
Split by Bank	Held	Actual
ANZ	14%	1,151,967
CBA	22%	1,900,000
GMCU	35%	3,000,000
NAB	28%	2,405,260
	100%	8,457,227

**Strathgogie Shire Council
Account Management Report
for year to February 2015 (actuals as at 10 March 15 - 67% of year)**

	Original Budget	Current Budget	YTD Budget	YTD Actual	YTD On Order	YTD Total Committed	YTD Variance	Rev. Bud. Variance	% Rev Bud
Capital									
Land									
22001	\$19,000	\$19,000	\$0	\$0	\$0	\$0	\$0	\$19,000	0%
22005	\$804,000	\$0	\$0	\$0	\$0	\$0	\$0	\$0	0%
22013	\$10,000	\$0	\$0	\$0	\$0	\$0	\$0	\$0	0%
22015	\$10,000	\$10,000	\$10,000	\$11,621	\$0	\$11,621	-\$1,621	-\$1,621	116%
22016	\$0	\$171,500	\$171,500	\$172,026	\$282	\$172,310	-\$810	-\$810	103%
22017	\$200,000	\$246,000	\$285,000	\$285,357	\$0	\$285,357	-\$1,357	-\$1,357	100%
22018	\$20,000	\$20,000	\$20,000	\$20,000	\$0	\$20,000	\$0	\$0	100%
22019	\$180,000	\$180,000	\$0	\$424	\$157,158	\$157,593	-\$157,593	\$22,417	68%
22020	\$70,000	\$0	\$0	\$0	\$0	\$0	\$0	\$0,000	0%
22021	\$40,000	\$40,000	\$40,000	\$55,920	\$0	\$55,920	-\$15,920	-\$15,920	140%
22022	\$15,000	\$15,000	\$0	\$0	\$0	\$0	\$0	\$15,000	0%
	\$1,158,000	\$810,500	\$526,500	\$546,357	\$157,441	\$703,792	-\$177,292	\$264,149	87%
Buildings - Municipal Properties									
20036	\$0	\$63,000	\$9,761	\$8,751	\$4,188	\$13,949	-\$4,188	\$36,051	26%
20038	\$455,000	\$495,000	\$455,000	\$456,286	\$3,300	\$468,585	-\$4,386	-\$4,588	101%
20045	\$0	\$0	\$0	\$1,025	\$0	\$3,025	-\$3,025	-\$3,025	0%
20047	\$0	\$0	\$0	\$375	\$0	\$375	-\$375	-\$375	0%
20053	\$0	\$0	\$0	\$486	\$0	\$486	-\$486	-\$486	0%
20059	\$10,000	\$10,000	\$2,300	\$6,412	\$2,718	\$11,130	-\$8,830	-\$1,130	111%
20062	\$39,000	\$39,000	\$500	\$1,050	\$0	\$1,050	-\$650	\$37,850	3%
20063	\$20,000	\$20,000	\$20,000	\$2,273	\$0	\$2,273	\$17,727	\$17,727	11%
20064	\$16,000	\$16,000	\$16,000	\$14,495	\$0	\$14,495	\$1,504	\$1,504	91%
20065	\$10,000	\$10,000	\$0	\$0	\$0	\$0	\$0	\$10,000	0%
20066	\$185,000	\$185,000	\$0	\$0	\$0	\$0	\$0	\$185,000	0%
20067	\$30,000	\$30,000	\$30,000	\$24,509	\$0	\$24,509	\$5,491	\$5,491	82%
20068	\$20,000	\$20,000	\$20,000	\$18,188	\$0	\$18,188	\$3,812	\$3,812	91%
20069	\$40,000	\$40,000	\$40,000	\$46,720	\$0	\$46,720	-\$6,720	-\$6,720	117%
20078	\$25,000	\$25,000	\$0	\$0	\$0	\$0	\$0	\$25,000	0%
20091	\$25,000	\$25,000	\$25,000	\$21,910	\$0	\$21,910	\$3,090	\$3,090	88%
20092	\$40,000	\$40,000	\$0	\$0	\$0	\$0	\$0	\$40,000	0%
20093	\$10,000	\$10,000	\$0	\$0	\$0	\$0	\$0	\$10,000	0%
20094	\$275,000	\$275,000	\$0	\$0	\$0	\$0	\$0	\$275,000	0%
20095	\$400,000	\$400,000	\$242,500	\$242,905	\$408	\$242,915	-\$415	\$167,085	61%
20096	\$460,000	\$460,000	\$11,323	\$11,374	\$3,502	\$14,876	-\$3,502	\$445,124	3%
20097	\$50,000	\$50,000	\$0	\$0	\$0	\$0	\$0	\$50,000	0%
20098	\$10,000	\$10,000	\$10,000	\$7,611	\$0	\$7,611	\$2,389	\$2,389	76%
20099	\$60,000	\$60,000	\$12,533	\$12,892	\$800	\$13,392	-\$859	\$46,608	22%
	\$2,180,000	\$2,158,000	\$894,917	\$879,885	\$14,617	\$894,502	\$415	\$1,276,115	41%
Furniture and Equipment (Inc. Info. Services)									
21045	\$0	\$0	\$0	\$0	\$364	\$364	-\$364	-\$364	0%

**Strathgogie Shire Council
Account Management Report**

for year to February 2015 (actuals as at 10 March 15 - 67% of year)

	Original Budget	Current Budget	YTD Budget	YTD Actual	YTD On Order	YTD Total Committed	YTD Variance	Rev. Bud. Variance	% Rev Bud
26034	\$0	\$0	\$0	\$1,896	\$0	\$1,896	-\$1,896	-\$1,896	0%
Information Technology									
26012	\$150,000	\$150,000	\$78,887	\$81,106	\$4,545	\$83,651	-\$8,764	\$64,349	57%
26033	\$40,000	\$40,000	\$8,665	\$8,665	\$0	\$8,665	\$0	\$31,335	22%
	\$190,000	\$190,000	\$87,552	\$89,771	\$4,545	\$94,316	-\$6,764	\$100,229	50%
Total Furniture and Equipment (Inc. Info. Services)									
	\$190,000	\$190,000	\$87,552	\$91,557	\$4,909	\$96,566	-\$8,014	\$85,343	51%
Plant & Machinery									
26006	\$620,000	\$465,000	\$171,532	\$189,804	\$0	\$166,804	\$1,728	\$295,198	37%
26007	\$350,000	\$350,000	\$184,068	\$154,083	\$0	\$154,083	\$0	\$184,932	44%
	\$970,000	\$815,000	\$325,600	\$323,872	\$0	\$323,872	\$1,728	\$499,128	40%
Bridge Construction									
23003	\$0	\$0	\$0	\$1,125	\$0	\$1,125	-\$1,125	-\$1,125	0%
23007	\$86,000	\$86,000	\$0	\$0	\$23,015	\$23,015	-\$23,015	\$64,485	27%
23022	\$247,000	\$247,000	\$0	\$1,540	\$0	\$1,540	-\$1,540	\$245,460	1%
23023	\$21,000	\$21,000	\$0	\$21,000	\$0	\$21,000	\$0	\$0	100%
23024	\$119,000	\$119,000	\$0	\$0	\$0	\$0	\$0	\$119,000	0%
23025	\$122,000	\$122,000	\$122,168	\$122,168	\$0	\$122,168	-\$188	-\$188	100%
23026	\$103,000	\$103,000	\$75,077	\$75,077	\$27,815	\$102,892	-\$102,892	\$108	100%
23027	\$0	\$0	\$0	\$0	\$0	\$0	\$0	\$12,000	0%
23028	\$5,000	\$5,000	\$0	\$0	\$0	\$0	\$0	\$5,000	0%
	\$717,000	\$717,000	\$143,028	\$220,928	\$61,330	\$272,258	-\$129,258	\$495,072	38%
Underground Drainage									
24035	\$80,000	\$165,000	\$0,000	\$3,019	\$0	\$3,019	-\$19	\$161,981	2%
24007	\$43,000	\$43,000	\$0	\$0	\$0	\$0	\$0	\$43,000	0%
24008	\$43,000	\$43,000	\$0	\$0	\$0	\$0	\$0	\$43,000	0%
24014	\$15,000	\$15,000	\$16,644	\$16,644	\$0	\$16,644	-\$1,644	-\$1,644	111%
24015	\$16,000	\$38,000	\$0	\$0	\$0	\$0	\$0	\$36,000	0%
24016	\$85,000	\$85,000	\$0	\$0	\$0	\$0	\$0	\$85,000	0%
24017	\$66,000	\$0	\$0	\$0	\$0	\$0	\$0	\$0	0%
24018	\$30,000	\$20,000	\$0	\$0	\$0	\$0	\$0	\$20,000	0%
24019	\$35,000	\$25,000	\$10,668	\$10,668	\$1,950	\$12,516	-\$1,850	\$12,484	50%
24020	\$30,000	\$30,000	\$0	\$0	\$2,760	\$2,760	-\$2,760	\$27,240	9%
24023	\$10,000	\$10,000	\$3,369	\$3,618	\$0	\$3,618	-\$249	\$6,382	36%
24022	\$31,000	\$31,000	\$0	\$0	\$0	\$0	\$0	\$31,000	0%
	\$454,000	\$493,000	\$31,935	\$33,868	\$4,710	\$38,558	-\$6,623	\$448,152	8%
Waste Management									
27800	\$0	\$0	\$0	\$10,490	\$0	\$10,490	-\$10,490	-\$10,490	0%
	\$0	\$0	\$0	\$10,490	\$0	\$10,490	-\$10,490	-\$10,490	0%

Strathbogie Shire Council									
Account Management Report									
for year to February 2015 (actuals as at 10 March 15 - 67% of year)									
	Original Budget	Current Budget	YTD Budget	YTD Actual	YTD On Order	YTD Total Committed	YTD Variance	Rev. Bud. Variance	% Rev Bud
Footpaths									
Asphalt Footpath Renewal Program									
27011 Asphalt Footpath Renewal Program	\$40,000	\$40,000	\$0	\$0	\$0	\$0	\$0	\$40,000	0%
Total Asphalt Footpath Renewal Program	\$40,000	\$40,000	\$0	\$0	\$0	\$0	\$0	\$40,000	0%
Sealed Footpath Renewal Program									
27031 Sealed Footpath Renewal Program	\$25,000	\$25,000	\$0	\$0	\$0	\$0	\$0	\$25,000	0%
Total Sealed Footpath Renewal Program	\$25,000	\$25,000	\$0	\$0	\$0	\$0	\$0	\$25,000	0%
Isolated Failures Concrete (Various)									
27051 Isolated Failures Concrete (Various)	\$30,000	\$30,000	\$0	\$0	\$0	\$0	\$0	\$30,000	0%
Total Isolated Failures Concrete (Various)	\$30,000	\$30,000	\$0	\$0	\$0	\$0	\$0	\$30,000	0%
Minor Missing Link Sections Footpath									
27071 Minor Missing Link Sections Footpath	\$10,000	\$10,000	\$2,295	\$2,295	\$0	\$2,295	\$0	\$7,704	23%
Total Minor Missing Link Sections Footpath	\$10,000	\$10,000	\$2,295	\$2,295	\$0	\$2,295	\$0	\$7,704	23%
Total Footpaths	\$105,000	\$105,000	\$2,295	\$2,295	\$0	\$2,295	\$0	\$102,704	2%
Roads									
Roads and Street Resealing									
Reseals - Urban									
25031 Reseals - Urban	\$0	\$0	\$0	\$55	\$0	\$55	-\$55	-\$55	0%
Local Government Infrastructure Program									
25031.014 Barwon Street Ch 75 - 405	\$0	\$0	\$0	\$8,435	\$0	\$8,435	-\$8,435	-\$8,435	0%
25031.0142 Blayney Lane Ch 532-795	\$0	\$0	\$0	\$7,458	\$0	\$7,458	-\$7,458	-\$7,458	0%
25031.0143 Brydie Street Ch 0-126	\$0	\$0	\$0	\$2,402	\$0	\$2,402	-\$2,402	-\$2,402	0%
25031.0144 Cemetery Lane Ch 0-485	\$0	\$0	\$0	\$13,258	\$0	\$13,258	-\$13,258	-\$13,258	0%
25031.0152 High Street S/R S.East Ch 708-860	\$0	\$0	\$0	\$1,571	\$0	\$1,571	-\$1,571	-\$1,571	0%
25031.0155 Marie Street Ch 122-202	\$0	\$0	\$0	\$4,501	\$0	\$4,501	-\$4,501	-\$4,501	0%
25031.0156 Myala Crescent Ch 0-297	\$0	\$0	\$0	\$9,475	\$0	\$9,475	-\$9,475	-\$9,475	0%
25031.0157 Park Street Ch 0-145	\$0	\$0	\$0	\$3,494	\$0	\$3,494	-\$3,494	-\$3,494	0%
25031.0158 Park Street Ch 380-575	\$0	\$0	\$0	\$4,587	\$0	\$4,587	-\$4,587	-\$4,587	0%
25031.016 Robinson Street Ch 0-222	\$0	\$0	\$0	\$9,178	\$0	\$9,178	-\$9,178	-\$9,178	0%
25040.107 Barwon Street Ch 0-76	\$0	\$0	\$0	\$1,647	\$0	\$1,647	-\$1,647	-\$1,647	0%
25040.108 Barwon Street Ch 405-745	\$0	\$0	\$0	\$7,888	\$0	\$7,888	-\$7,888	-\$7,888	0%
Total Local Government Infrastructure Program	\$0	\$0	\$0	\$73,894	\$0	\$73,894	-\$73,894	-\$73,894	0%
Country Roads & Bridges									
25050 Anderson Street Ch 1120 - 1310	\$0	\$0	\$0	\$5,153	\$0	\$5,153	-\$5,153	-\$5,153	0%
25051 Conroy Street Ch 42 - 201	\$0	\$0	\$0	\$4,740	\$0	\$4,740	-\$4,740	-\$4,740	0%
25052 Ewings Road Ch 268 - 382	\$0	\$0	\$0	\$3,088	\$0	\$3,088	-\$3,088	-\$3,088	0%
25053 Ewings Road Ch 382 - 432	\$0	\$0	\$0	\$1,230	\$0	\$1,230	-\$1,230	-\$1,230	0%
25054 Foy Street Ch 228 - 335	\$0	\$0	\$0	\$9,239	\$0	\$9,239	-\$9,239	-\$9,239	0%
25055 Garnett Street Ch 473 - 585	\$0	\$0	\$0	\$2,978	\$0	\$2,978	-\$2,978	-\$2,978	0%
25056 Glencairn Lane Ch 0 - 164	\$0	\$0	\$0	\$4,757	\$0	\$4,757	-\$4,757	-\$4,757	0%

**Strathgogie Shire Council
Account Management Report
for year to February 2015 (actuals as at 10 March 15 - 67% of year)**

	Original Budget	Current Budget	YTD Budget	YTD Actual	YTD On Order	YTD Total Committed	YTD Variance	Reer. Bud. Variance	% Rev Bud
25067	\$0	\$0	\$0	\$4,151	\$0	\$4,151	-\$4,151	-\$4,151	0%
25068	\$0	\$0	\$0	\$5,242	\$0	\$5,242	-\$5,242	-\$5,242	0%
25069	\$0	\$0	\$0	\$12,713	\$0	\$12,713	-\$12,713	-\$12,713	0%
25069	\$0	\$0	\$0	\$5,562	\$0	\$5,562	-\$5,562	-\$5,562	0%
25062	\$0	\$0	\$0	\$3,161	\$0	\$3,161	-\$3,161	-\$3,161	0%
25063	\$0	\$0	\$0	\$6,808	\$0	\$6,808	-\$6,808	-\$6,808	0%
25064	\$0	\$0	\$0	\$12,469	\$0	\$12,469	-\$12,469	-\$12,469	0%
25065	\$0	\$0	\$0	\$12,352	\$0	\$12,352	-\$12,352	-\$12,352	0%
25066	\$0	\$0	\$0	\$6,450	\$0	\$6,450	-\$6,450	-\$6,450	0%
25067	\$0	\$0	\$0	\$1,840	\$0	\$1,840	-\$1,840	-\$1,840	0%
25068	\$0	\$0	\$0	\$2,042	\$0	\$2,042	-\$2,042	-\$2,042	0%
25069	\$0	\$0	\$0	\$7,344	\$0	\$7,344	-\$7,344	-\$7,344	0%
25070	\$0	\$0	\$0	\$4,552	\$0	\$4,552	-\$4,552	-\$4,552	0%
25071	\$0	\$0	\$0	\$571	\$0	\$571	-\$571	-\$571	0%
25072	\$0	\$0	\$0	\$6,317	\$0	\$6,317	-\$6,317	-\$6,317	0%
25073	\$0	\$0	\$0	\$4,112	\$0	\$4,112	-\$4,112	-\$4,112	0%
25074	\$0	\$0	\$0	\$4,101	\$0	\$4,101	-\$4,101	-\$4,101	0%
25075	\$0	\$0	\$0	\$88	\$0	\$88	-\$88	-\$88	0%
25076	\$0	\$0	\$0	\$9,883	\$0	\$9,883	-\$9,883	-\$9,883	0%
25077	\$0	\$0	\$0	\$12,318	\$0	\$12,318	-\$12,318	-\$12,318	0%
25078	\$0	\$0	\$0	\$8,780	\$0	\$8,780	-\$8,780	-\$8,780	0%
25079	\$0	\$0	\$0	\$863	\$0	\$863	-\$863	-\$863	0%
25080	\$0	\$0	\$0	\$1,848	\$0	\$1,848	-\$1,848	-\$1,848	0%
25081	\$0	\$0	\$0	\$2,559	\$0	\$2,559	-\$2,559	-\$2,559	0%
25082	\$0	\$0	\$0	\$372	\$0	\$372	-\$372	-\$372	0%
	\$0	\$0	\$0	\$163,880	\$0	\$163,880	-\$163,880	-\$163,880	0%
	\$0	\$0	\$0	\$242,840	\$0	\$242,840	-\$242,840	-\$242,840	0%
Rescalls - Rural									
24989	\$1,301,000	\$1,301,000	\$884,200	\$0	\$0	\$0	\$884,200	\$1,301,200	0%
25103	\$0	\$0	\$0	\$14,684	\$0	\$14,684	-\$14,684	-\$14,684	0%
25104	\$0	\$0	\$0	\$4,845	\$0	\$4,845	-\$4,845	-\$4,845	0%
25105	\$0	\$0	\$0	\$10,827	\$0	\$10,827	-\$10,827	-\$10,827	0%
25120	\$0	\$0	\$0	\$295	\$0	\$295	-\$295	-\$295	0%
25122	\$0	\$0	\$0	\$268	\$0	\$268	-\$268	-\$268	0%
25124	\$0	\$0	\$0	\$54	\$0	\$54	-\$54	-\$54	0%
25127	\$0	\$0	\$0	\$12,517	\$0	\$12,517	-\$12,517	-\$12,517	0%
25128	\$0	\$0	\$0	\$8,982	\$0	\$8,982	-\$8,982	-\$8,982	0%
25132	\$0	\$0	\$0	\$8,592	\$0	\$8,592	-\$8,592	-\$8,592	0%
25133	\$0	\$0	\$0	\$18,044	\$0	\$18,044	-\$18,044	-\$18,044	0%
25134	\$0	\$0	\$0	\$59,536	\$0	\$59,536	-\$59,536	-\$59,536	0%
25135	\$0	\$0	\$0	\$36,089	\$0	\$36,089	-\$36,089	-\$36,089	0%
25136	\$0	\$0	\$0	\$43,325	\$0	\$43,325	-\$43,325	-\$43,325	0%
25137	\$0	\$0	\$0	\$9,545	\$0	\$9,545	-\$9,545	-\$9,545	0%
25138	\$0	\$0	\$0	\$19,685	\$0	\$19,685	-\$19,685	-\$19,685	0%
25139	\$0	\$0	\$0	\$41,830	\$0	\$41,830	-\$41,830	-\$41,830	0%
Total Rescalls - Urban	\$0	\$0	\$0	\$242,840	\$0	\$242,840	-\$242,840	-\$242,840	0%

**Strathbogie Shire Council
Account Management Report
for year to February 2015 (actuals as at 10 March 15 - 67% of year)**

	Original Budget	Current Budget	YTD Budget	YTD Actual	YTD On Order	YTD Total Committed	YTD Variance	Rev Bud Variance	% Rev Bud
25716 Alexander Road (Lookley) Ch 00 - 1305	\$0	\$0	\$0	\$17,306	\$0	\$17,306	-\$17,306	-\$17,306	0%
Local Government Infrastructure Program									
25102 Cemetery Road Ch 0 - 1340	\$0	\$3	\$0	\$34,603	\$0	\$34,603	-\$34,603	-\$34,603	0%
25105 Deiralong Road Ch 1750 - 2855	\$0	\$0	\$0	\$14,809	\$0	\$14,809	-\$14,809	-\$14,809	0%
25106 Deiralong Road Ch 2855 - 2905	\$0	\$0	\$0	\$870	\$0	\$870	-\$870	-\$870	0%
25107 Deiralong Road Ch 2905 - 3220	\$0	\$0	\$0	\$4,222	\$0	\$4,222	-\$4,222	-\$4,222	0%
25109 Halsalls Lane Ch 0 - 1621	\$0	\$0	\$0	\$457	\$0	\$457	-\$457	-\$457	0%
25110 Hams Creek Road Ch 19845 - 21800	\$0	\$0	\$0	\$39,221	\$0	\$39,221	-\$39,221	-\$39,221	0%
25111 Kettles Road Ch 550 - 1645	\$0	\$0	\$0	\$24,067	\$0	\$24,067	-\$24,067	-\$24,067	0%
25112 Longwood-Ruffy Road Ch 990 - 990	\$0	\$0	\$0	\$6,993	\$0	\$6,993	-\$6,993	-\$6,993	0%
25113 Longwood-Ruffy Road Ch 990 - 1250	\$0	\$0	\$0	\$6,375	\$0	\$6,375	-\$6,375	-\$6,375	0%
25114 Longwood-Shepparton Road Ch 10645 - 11910	\$0	\$0	\$0	\$470	\$0	\$470	-\$470	-\$470	0%
25115 Longwood-Shepparton Road Ch 6000 - 7515	\$0	\$0	\$0	\$32,441	\$0	\$32,441	-\$32,441	-\$32,441	0%
25116 Longwood-Shepparton Road Ch 12840 - 12840	\$0	\$0	\$0	\$24,279	\$0	\$24,279	-\$24,279	-\$24,279	0%
25117 Longwood-Shepparton Road Ch 12840 - 13750	\$0	\$0	\$0	\$17,971	\$0	\$17,971	-\$17,971	-\$17,971	0%
25118 Longwood-Shepparton Road Ch 11830 - 12820	\$0	\$0	\$0	\$15,174	\$0	\$15,174	-\$15,174	-\$15,174	0%
25119 Longwood-Shepparton Road Ch 11810 - 11830	\$0	\$0	\$0	\$1,008	\$0	\$1,008	-\$1,008	-\$1,008	0%
25121 Telegraphy Road Ch 8485 - 11203	\$0	\$0	\$0	\$23,025	\$0	\$23,025	-\$23,025	-\$23,025	0%
25126 Seymour Avenel Road Ch 4605 - 9950	\$0	\$0	\$0	\$32,188	\$0	\$32,188	-\$32,188	-\$32,188	0%
Total Local Government Infrastructure Program	\$0	\$0	\$0	\$277,831	\$0	\$277,831	-\$277,831	-\$277,831	0%
Country Roads & Bridges									
25084 Arcadia Two Chain Road Ch 5375 - 6925	\$0	\$0	\$0	\$39,683	\$0	\$39,683	-\$39,683	-\$39,683	0%
25085 Avenel Longwood Road Ch 19100 - 19210	\$0	\$0	\$0	\$574	\$0	\$574	-\$574	-\$574	0%
25088 Avenel Longwood Road Ch 19210 - 19370	\$0	\$0	\$0	\$9,514	\$0	\$9,514	-\$9,514	-\$9,514	0%
25087 Ballanynes Road Ch 400 - 777	\$0	\$0	\$0	\$9,022	\$0	\$9,022	-\$9,022	-\$9,022	0%
25088 Ballanynes Road Ch 777 - 797	\$0	\$0	\$0	\$492	\$0	\$492	-\$492	-\$492	0%
25089 Ballanynes Road Ch 9 - 114	\$0	\$0	\$0	\$3,293	\$0	\$3,293	-\$3,293	-\$3,293	0%
25090 Ballanynes Road Ch 114 - 134	\$0	\$0	\$0	\$3,053	\$0	\$3,053	-\$3,053	-\$3,053	0%
25091 Ballanynes Road Ch 134 - 284	\$0	\$0	\$0	\$3,773	\$0	\$3,773	-\$3,773	-\$3,773	0%
25092 Ballanynes Road Ch 284 - 304	\$0	\$0	\$0	\$2,481	\$0	\$2,481	-\$2,481	-\$2,481	0%
25093 Ballanynes Road Ch 304 - 400	\$0	\$0	\$0	\$19,013	\$0	\$19,013	-\$19,013	-\$19,013	0%
25094 Barn Lane Ch 0 - 1215	\$0	\$0	\$0	\$4,147	\$0	\$4,147	-\$4,147	-\$4,147	0%
25095 Boko Church Road Ch 7425 - 7650	\$0	\$0	\$0	\$586	\$0	\$586	-\$586	-\$586	0%
25096 Boko Church Road Ch 7850 - 7875	\$0	\$0	\$0	\$23,169	\$0	\$23,169	-\$23,169	-\$23,169	0%
25097 Boko Church Road Ch 7875 - 5015	\$0	\$0	\$0	\$22,945	\$0	\$22,945	-\$22,945	-\$22,945	0%
25098 Boko Road Ch 3150 - 4610	\$0	\$0	\$0	\$24,082	\$0	\$24,082	-\$24,082	-\$24,082	0%
25099 Boundary Hill Road Ch 1390 - 2335	\$0	\$0	\$0	\$15,709	\$0	\$15,709	-\$15,709	-\$15,709	0%
25100 Boundary Hill Road Ch 2385 - 3050	\$0	\$0	\$0	\$701	\$0	\$701	-\$701	-\$701	0%
25101 Boundary Hill Road Ch 2365 - 2385	\$0	\$0	\$0	\$5,753	\$0	\$5,753	-\$5,753	-\$5,753	0%
25129 Union Road Ch 11235 - 11440	\$0	\$0	\$0	\$188,855	\$0	\$188,855	-\$188,855	-\$188,855	0%
Total Country Roads & Bridges	\$1,301,000	\$1,301,000	\$884,200	\$773,189	\$0	\$773,189	\$111,011	\$527,811	85%
Pavement Rehabilitation Program									
25920 Pavement Rehabilitation Program	\$1,434,000	\$1,434,000	\$526,800	\$536	\$0	\$536	\$526,264	\$1,433,464	0%

**Strathgogie Shire Council
Account Management Report
for year to February 2015 (actuals as at 10 March 15 - 67% of year)**

	Original Budget	Current Budget	YTD Budget	YTD Actual	YTD On Order	YTD Total Committed	YTD Variance	Rev. Bud. Variance	% Rev Bud
25957 Elizabeth St Euroa Tree Replacement	\$0	\$10,000	\$0	\$0	\$0	\$0	\$0	\$10,000	0%
25958 Binnet St Railway Pedestrian Crossing	\$20,000	\$20,000	\$0	\$0	\$3,330	\$3,330	-\$3,330	\$16,670	17%
25959 Marnda Ave prepare Pavement & Bitumen Seal	\$80,000	\$50,000	\$0	\$17,060	\$0	\$17,060	-\$17,060	\$32,940	34%
Pavement Rehab Roads To Recovery									
25204 Roads to Recovery Program	\$0	\$52,515	\$10,503	\$0	\$0	\$0	\$10,503	\$52,515	0%
Total Pavement Rehab Roads To Recovery	\$0	\$52,515	\$10,503	\$0	\$0	\$0	\$10,503	\$52,515	0%
Total Pavement Rehabilitation Program	\$1,514,000	\$1,556,515	\$637,303	\$17,595	\$3,330	\$20,926	\$516,377	\$1,548,919	1%
Final Seals									
25625 Railway Street Ch 10B-215	\$0	\$0	\$0	\$121	\$0	\$121	-\$121	-\$121	0%
25627 Murchison-Onwood Road Ch 0-2002	\$0	\$0	\$0	\$41,174	\$0	\$41,174	-\$41,174	-\$41,174	0%
25628 Camers Road Ch 5760 - 6570	\$0	\$0	\$0	\$15,731	\$0	\$15,731	-\$15,731	-\$15,731	0%
25629 Leckies Road Ch 8535-7105	\$0	\$0	\$0	\$11,773	\$0	\$11,773	-\$11,773	-\$11,773	0%
25630 Leckies Road Ch 4970-6535	\$0	\$0	\$0	\$33,780	\$0	\$33,780	-\$33,780	-\$33,780	0%
25631 Leckies Road Ch 4800-4900	\$0	\$0	\$0	\$538	\$0	\$538	-\$538	-\$538	0%
25632 Leckies Road Ch 2165-4160	\$0	\$0	\$0	\$33,295	\$0	\$33,295	-\$33,295	-\$33,295	0%
25633 Leckies Road Ch 1500-2475	\$0	\$0	\$0	\$19,509	\$0	\$19,509	-\$19,509	-\$19,509	0%
25634 High Street Str N East Ch 2170 - 2395	\$0	\$0	\$0	\$5,821	\$0	\$5,821	-\$5,821	-\$5,821	0%
25635 Harrys Creek Road Ch 15735-17260	\$0	\$0	\$0	\$9,728	\$0	\$9,728	-\$9,728	-\$9,728	0%
25636 Harrys Creek Road Ch 14500-16300	\$0	\$0	\$0	\$17,952	\$0	\$17,952	-\$17,952	-\$17,952	0%
25637 Galls Gap Road Ch 4820-4826	\$0	\$0	\$0	\$523	\$0	\$523	-\$523	-\$523	0%
25638 Galls Gap Road Ch 4540-4820	\$0	\$0	\$0	\$5,137	\$0	\$5,137	-\$5,137	-\$5,137	0%
25639 Euroa Strathgogie Road Ch 7250-8005	\$0	\$0	\$0	\$20,586	\$0	\$20,586	-\$20,586	-\$20,586	0%
25640 Collins Road Ch 1415-2040	\$0	\$0	\$0	\$32,285	\$0	\$32,285	-\$32,285	-\$32,285	0%
25641 Burns Avenue Ch D-184	\$0	\$0	\$0	\$98	\$0	\$98	-\$98	-\$98	0%
25942 Pine Louisa Rd - Chainage 0.01km - 0.912km	\$0	\$0	\$0	\$18,870	\$0	\$18,870	-\$18,870	-\$18,870	0%
Total Final Seals	\$0	\$0	\$0	\$270,390	\$0	\$270,390	-\$270,390	-\$270,390	0%
Total Roads and Street Resealing	\$2,815,000	\$2,867,515	\$1,421,503	\$1,204,616	\$3,330	\$1,207,946	\$113,567	\$1,562,899	46%
Road General									
23050 Minor Drainage Works	\$24,900	\$19,800	\$19,900	\$0	\$0	\$0	\$19,900	\$19,900	0%
23051 Euroa Game Rd Drainage Extension	\$80,000	\$60,000	\$60,000	\$75,300	\$652	\$76,232	\$2,748	\$3,748	85%
23053 Violet Trun Daisy St Railway Culvert	\$25,000	\$1,000	\$1,000	\$1,000	\$0	\$1,000	\$0	\$0	100%
23055 Avenel Drainage (contribution to Developers)	\$15,000	\$15,000	\$15,000	\$0	\$0	\$0	\$15,000	\$15,000	0%
25908 Avenel Jones Street Parking	\$0	\$0	\$0	\$50	\$0	\$50	-\$50	-\$50	0%
25816 Weyfield Transport Connect grant funded	\$56,100	\$56,100	\$11,220	\$0	\$51,108	\$51,108	-\$39,886	\$4,994	91%
25818 Lockley Nng Rd Shoulder Pavement widening	\$201,000	\$172,000	\$121,120	\$76,401	\$62,058	\$128,458	-\$1,338	\$95,589	75%
Total Road General	\$851,000	\$792,000	\$353,500	\$0	\$0	\$0	\$353,500	\$792,000	0%
Gravel Resurfacing									
25202 Resurfacing Program	\$0	\$0	\$0	\$19,539	\$0	\$19,539	-\$19,539	-\$19,539	0%
Country Roads & Bridges									
25710 Laws Road Ch 0 - 1270	\$0	\$0	\$0	\$19,752	\$0	\$19,752	-\$19,752	-\$19,752	0%
25719 Burnt Creek Ln Ch 0-850	\$0	\$0	\$0	\$0	\$2,926	\$2,926	-\$2,926	-\$2,926	0%
25720 Clarkes Rd - Lockley Ch 3000-3200	\$0	\$0	\$0	\$0	\$0	\$0	\$0	\$0	0%
25721 Black Swamp Ln Ch 0-800	\$0	\$0	\$0	\$20,114	\$0	\$20,114	-\$20,114	-\$20,114	0%

Produced from Finance

Strathgogie Shire Council
Account Management Report
for year to February 2015 (actuals as at 10 March 15 - 67% of year)

	Original Budget	Current Budget	YTD Budget	YTD Actual	YTD On Order	YTD Total Committed	YTD Variance	Rev Bud Variance	% Rev Bud
25722 Cabell Rd Ch 0-800	\$0	\$0	\$0	\$15,897	\$0	\$16,897	-\$16,897	-\$16,997	0%
25724 Hook Rd Ch 0-240D	\$0	\$0	\$0	\$53,696	\$1,045	\$54,731	-\$54,731	-\$54,731	0%
25725 Elgin Av (West End) Ch 0-85	\$0	\$0	\$0	\$0	\$1,471	\$1,471	-\$1,471	-\$1,471	0%
25726 Shinnalee Rd Ch 13100-16100	\$0	\$0	\$0	\$62,958	\$990	\$63,950	-\$63,958	-\$63,959	0%
25728 Fortong Memorial Rd Ch 800-4900	\$0	\$0	\$0	\$78,201	\$1,015	\$82,216	-\$82,216	-\$82,218	0%
25729 Fortong Memorial Rd Ch 6500-9700	\$0	\$0	\$0	\$21,474	\$800	\$22,464	-\$22,464	-\$22,464	0%
25876 Ward Rd Ch 3850-4680	\$0	\$0	\$0	\$50	\$0	\$50	-\$50	-\$50	0%
25897 Weir Rd Ch 1660-2845	\$0	\$0	\$0	\$50	\$0	\$50	-\$50	-\$50	0%
Total Country Roads & Bridges	\$0	\$0	\$0	\$292,731	\$11,437	\$304,168	-\$304,168	-\$392,731	0%
Total Gravel Resurfacing	\$891,000	\$782,000	\$353,600	\$292,731	\$11,437	\$304,168	\$48,432	\$489,268	38%
Total Roads	\$3,707,000	\$3,831,515	\$1,902,223	\$1,673,747	\$66,824	\$1,740,571	\$161,652	\$2,187,768	46%
Kerb & Channel									
21000 Kerb & Channel	\$80,000	\$80,000	\$3,150	\$3,150	\$0	\$3,150	\$0	\$76,850	4%
Total Kerb & Channel	\$80,000	\$80,000	\$3,150	\$3,150	\$0	\$3,150	\$0	\$76,850	4%
CAPEXP adjustments since adoption									
21101 Plant Replacement Nagambie Depot break-in	\$0	\$0	\$0	\$8,681	\$0	\$9,681	-\$8,681	-\$8,681	0%
201000 Drainage Rows St Euros' Design & Scheme Preparation	\$0	\$0	\$0	\$7,840	\$0	\$7,840	-\$7,840	-\$7,840	0%
Buildings - Municipal Properties									
Total Buildings - Municipal Properties	\$0	\$0	\$0	\$0	\$0	\$0	\$0	\$0	0%
Open Space									
2141503 Nagambie Tennis Courts & Lighting Upgrade Project	\$0	\$0	\$0	\$45,455	\$53,445	\$98,910	-\$98,910	-\$99,910	0%
Total Open Space	\$0	\$0	\$0	\$45,455	\$53,445	\$98,910	-\$98,910	-\$99,910	0%
Total CAPEXP adjustments since adoption	\$0	\$0	\$0	\$62,796	\$53,445	\$116,241	-\$116,241	-\$62,796	0%
Footpaths									
Total Footpaths	\$0	\$0	\$0	\$0	\$0	\$0	\$0	\$0	0%
Total Capital	\$9,551,000	\$9,190,015	\$3,917,173	\$3,849,019	\$353,277	\$4,202,296	-\$285,123	\$6,340,996	46%
Grand Total	\$9,561,000	\$9,190,015	\$3,917,173	\$3,849,019	\$665,538	\$4,202,296	-\$285,123	\$6,340,996	46%

9.7.4 Documents for Signing and Sealing

Documents are submitted for Council signing and sealing.

The details are as follows and are also included in Council's Seal Register:-

DOCUMENT DESCRIPTION	NO. OF COPIES
Deed of Agreement between Strathbogie Shire Council and Daniel Duna Constructions Pty Ltd for 'Construction of Violet Town Library' (Contract No. 14/15-26)	2

RECOMMENDATION

That the Documents be signed and affixed with the Common Seal of Strathbogie Shire Council.

9.7.5 Business Management System

The March 2015 Business Management System Report includes reports as follows:-

- Building Department – February 2015 Statistics
- Planning Department – Planning Permit Activity Monthly Responsible Authority Report - January 2015
- Confirm Customer Enquiry Flow – Report for February 2015
- Actioning of Council Resolutions – Status Report
- Outstanding Actions of Council Resolutions to 28 February 2015
- Review of Council Policies – February/March 2015
- Record of Assemblies of Councillors
- Record of Meetings of Section 86 Committees of Council received in the past month

By reporting on a monthly basis, Council can effectively manage any risks that may arise. The Business Management System will also incorporate Council's corporate goals and objectives.

RECOMMENDATION

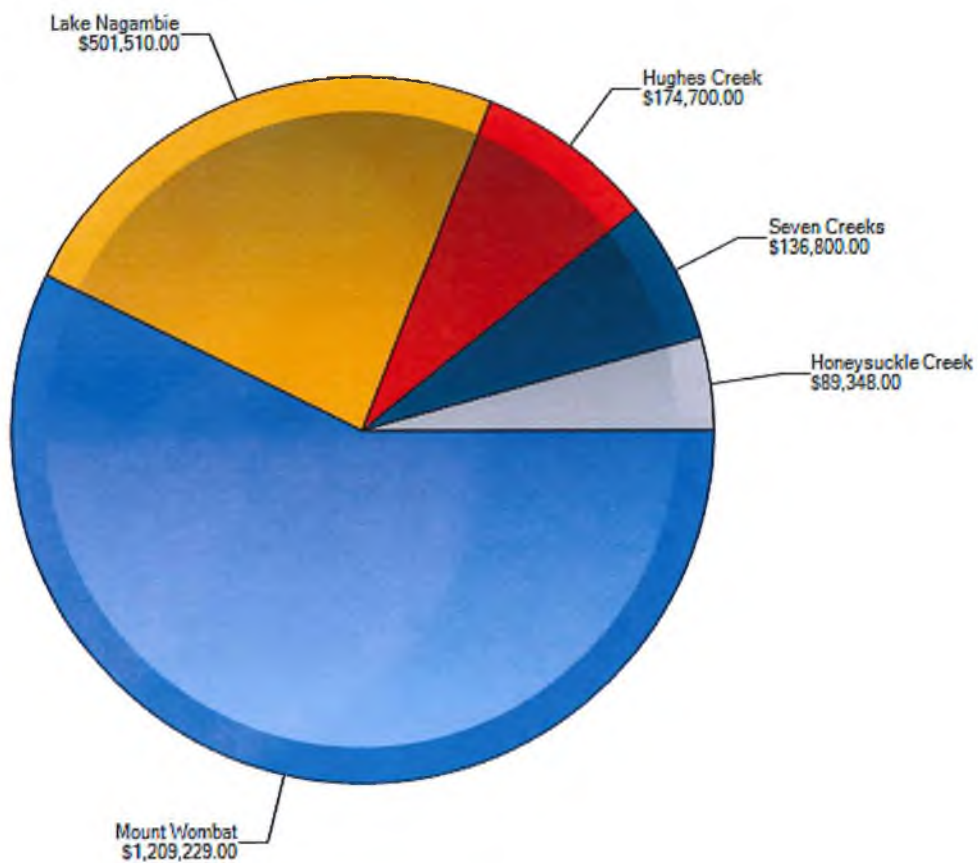
That the report be noted.

BUILDING APPROVALS

FEBRUARY 2015

The value of Building approvals within the Shire of Strathbogie for the month of February totalled \$2,111,587.00.

Expenditure involved largely works in the domestic sector with the majority of permits issued for dwellings and domestic sheds, 25 permits have been issued for the February.



Permit Number	Permit Date	Works	Building Use	Town	Cost Of Works	Ward
2015023/0	11/02/2015	Construction of	Garage	Violet Town	\$10,348.00	Honeysuckle Creek
2015033/0	19/02/2015	Construction of	Shed	Violet Town	\$9,000.00	Honeysuckle Creek
2015035/0	19/02/2015	Re-erection of	Dwelling	Violet Town	\$70,000.00	Honeysuckle Creek
2015027/0	20/02/2015	Construction of	Shed & Carport	Avenel	\$14,700.00	Hughes Creek
2015031/0	18/02/2015	Construction of	Dwelling & Shed	Longwood	\$160,000.00	Hughes Creek
2015024/0	13/02/2015	Construction of	Garage	Baillieston	\$11,900.00	Lake Nagambie
2015025/0	6/02/2015	Construction of	Dwelling & Garage	Nagambie	\$253,384.00	Lake Nagambie
2015026/0	10/02/2015	Construction of	Dwelling & Garage	Nagambie	\$211,335.00	Lake Nagambie
2015028/0	19/02/2015	Construction of	Storage Shed & Workshop	Whroo	\$12,000.00	Lake Nagambie
2015036/0	25/02/2015	Construction of	Carport & Verandah	Nagambie	\$9,891.00	Lake Nagambie
2015040/0	18/02/2015	Re-erection of	Shed	Nagambie	\$3,000.00	Lake Nagambie
2015029/0	13/02/2015	Construction of	Dwelling	Gooram	\$728,802.00	Mount Wombat
2015032/0	20/02/2015	Construction of	Dwelling	Longwood	\$183,526.00	Mount Wombat
2015037/0	23/02/2015	Construction of	Shed	Kithbrook	\$42,000.00	Mount Wombat
2015038/0	25/02/2015	Construction of	Shed	Longwood	\$4,901.00	Mount Wombat
2015039/0	26/02/2015	Construction of	Dwelling	Euroa	\$250,000.00	Mount Wombat
2015016/0	12/02/2015	Demolition of	Dwelling	Euroa	\$3,500.00	Seven Creeks
2015017/0	12/02/2015	Demolition of	Dwelling	Euroa	\$3,500.00	Seven Creeks
2015018/0	16/02/2015	Re-erection of	Dwelling	Euroa	\$6,000.00	Seven Creeks
2015019/0	16/02/2015	Re-erection of	Dwelling	Euroa	\$9,800.00	Seven Creeks
2015020/0	16/02/2015	Re-erection of	Dwelling	Euroa	\$6,000.00	Seven Creeks
2015021/0	16/02/2015	Re-erection of	Dwelling	Euroa	\$10,200.00	Seven Creeks
2015022/0	4/02/2015	Construction of	Shed	Euroa	\$11,800.00	Seven Creeks
2015030/0	17/02/2015	Construction of	Shed	Euroa	\$80,000.00	Seven Creeks
2015034/0	19/02/2015	Restump of	Dwelling	Euroa	\$6,000.00	Seven Creeks

**PLANNING PERMIT ACTIVITY REPORTING SYSTEM
MONTHLY RESPONSIBLE AUTHORITY REPORT – JANUARY 2015**

Planning Permit Activity Monthly Report

Select Year/Month:

To print this page, click [here](#).

Strathbogrie Shire Council - January 2015

The following is a summary of the planning permit activity for which the [Strathbogrie Shire Council](#) was the Responsible Authority.

The figures shown below are correct as at the generated date of this Report. The hyperlinked figures will search for the relevant current data in the Planning Permit Activity Reporting System (PPARS) and can only be accessed by registered Council users.

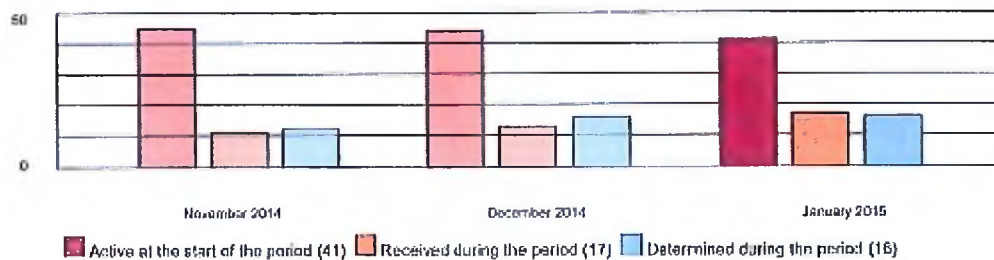
Click on the  icon for further information about how these figures are calculated.

For further information about any of these figures, please contact the relevant [Responsible Authority](#).

Application activity

	This Month	Last Month	% Change	Financial Year to Date	Same Time Last Financial Year	Rural Average
Total applications received	17	13	31%	100	81	17
New permit applications	11 [65%]	11 [85%]	0%	81 [81%]	81 [100%]	15
Amended permit applications	6 [35%]	2 [15%]	200%	19 [19%]	0	3
Combined applications	0	0	NA	0	0	0
Total responsible authority outcomes	16	16	0%	106	108	20
Notices of Decision to issue permit (includes amended permits)	14 [88%]	15 [94%]	-7%	96 [91%]	65 [79%]	18
Refusal	0	0	NA	1 [1%]	3 [3%]	0
Withdrawn, not required, lapsed	2 [12%]	1 [6%]	100%	8 [8%]	20 [10%]	2

Applications received and decided



Performance figures

	This Month	Last Month	Financial Year to Date	Rural Average	SMR Average
Applications with:					
Public notice	9	0	50	13	5
Further information	11	9	50	13	5
Referrals	9	6	50	16	7
Submissions	9	1	0	20	1
Financial					
Total value of fees for applications received	\$3,401	\$3,616	\$38,746	\$7,089	\$3,902
Average fee per application received	\$200	\$294	\$387	\$411	\$336
Total estimated cost of works for permits issued	\$1,179,100	\$1,652,802	\$20,984,387	\$4,347,549	\$1,820,508
Average cost of works per permit issued	\$64,221	\$110,187	\$218,379	\$240,417	\$152,006
Processing times					
Average gross days to Responsible Authority determination	82	68	86	89	82
Median processing days to Responsible Authority determination	63	64	63	62	62
Completed within sixty days	75%	81%	74%	73%	76%

Reviews at the Victorian Civil and Administrative Tribunal

Currently under review: 0

	This Month	Last Month	% Change	Financial Year to Date	Same Time Last Financial Year
Total determinations	0	0	NA	0	0
Processing times					
Average gross days to determination	0	0	NA	0	0
Median processing days to determination	0	0	NA	0	0

Outcomes for Permits Issued

Application categories for permits issued

Note that permits may have more than one category.

	This Month	Last Month	Financial Year to Date	Same Time Last Financial Year
Change or extension of use	2	2	13	5
Alterations to a building, structure or dwelling	1	1	4	4
Extension to an existing dwelling or structure associated with a dwelling	1	3	11	7
Extension to an existing building or structure (other than a dwelling)	0	2	4	8
One or more new buildings	5	2	28	14
Single dwelling	1	0	10	24
Multi-dwelling	0	1	2	4
Other buildings and works (including septic tanks, dams, earthworks)	1	0	5	8
Demolition	0	0	0	0
Native vegetation removal	0	0	2	2
Other vegetation removal	0	0	0	0
Consolidation	0	0	0	0
Subdivision of land	1	4	17	19
Subdivision of buildings	2	0	3	0
Subdivision - Change to easement and/or restrictions	1	0	1	4
Subdivision - Removal of covenant	0	0	0	0
Subdivision - Realignment of boundary	1	0	5	1
Liquor license	0	0	2	0
Signage	0	0	0	0
Telecommunications facility	0	0	0	1
Other	2	4	10	0

Dwellings

The net number of additional dwellings approved is 1.

Change of Land Use

The following table displays the proposed land uses for issued permits (new and combined) where there was a change in land use.

	This Month	Last Month	Financial Year to Date	Same Time Last Financial Year
Agriculture	0	0	0	0
Food and drink premises	0	0	0	0
Industry and warehouse	0	0	0	0
Leisure and recreation	0	0	0	0
Office	0	0	1	0
Place of assembly	0	0	0	0
Residential / Accommodation	4	2	12	23
Retail premises	0	0	0	0
Vacant	0	0	0	0
Child care	0	0	0	0
Education centre	0	0	0	0
Mineral extraction	0	0	0	0
Pleasure boat facility	0	0	0	0
Transport terminal	0	0	0	0
Utility installation	0	0	0	1
Mixed use	1	0	1	0
Other	0	0	1	2

**CONFIRM CUSTOMER ENQUIRY FLOW
- REPORT FOR FEBRUARY 2015**


Strathbogie Shire
Confirm Customer Enquiry Flow
February 2015

Service Type	Total			February 2015			2014-2015			Aging Outside Intervention				
	Logged	Open	Closed	Logged	Open	Closed	Logged	Open	Closed	0-30	31-60	61-90	91+	Total
Corporate & Community	942	22	97.66%	14	7	50.00%	175	12	93.14%	3	2	0	6	11
Council Property	763	55	92.79%	19	14	26.32%	120	34	71.67%	8	5	3	26	42
Economic Growth	2,520	263	89.56%	0	0	NA	47	5	89.36%	0	0	1	213	214
Engineering	204	15	92.65%	2	0	100.00%	19	3	84.21%	0	0	0	4	4
Footpaths	107	19	82.24%	8	3	62.50%	25	8	68.00%	3	1	0	11	15
Parks	159	16	88.68%	5	2	60.00%	36	11	69.44%	1	2	2	10	15
Roads	2,771	225	91.88%	84	42	50.00%	612	121	80.23%	29	4	10	95	138
Statutory Services	3,341	110	95.71%	54	8	85.19%	565	44	92.21%	3	4	1	52	60
Trees	700	136	80.57%	34	27	20.59%	153	83	45.75%	26	8	11	54	99
Waste Management	581	19	96.73%	1	1	0.00%	35	4	88.57%	1	1	0	9	11
Total	12,088	882	92.90%	221	104	52.94%	1,787	325	81.81%	74	27	28	480	609

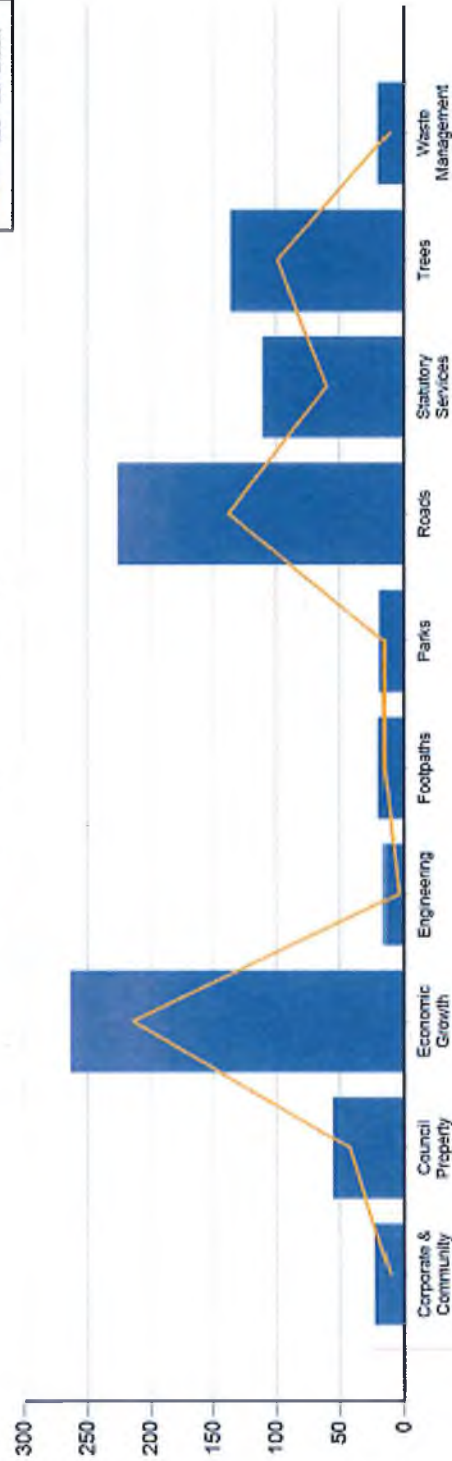
Corporate & Community	Economic Growth	Engineering	Footpaths	Parks	Roads	Statutory Services	Trees	Waste Management
<ul style="list-style-type: none"> General Property Public Public Art Public Lighting Stakeholders Signs 	<ul style="list-style-type: none"> Economic Growth Events Planning S&A Divisions 	<ul style="list-style-type: none"> Engineering Construction Customer Enquiry Engineering 	<ul style="list-style-type: none"> Footpaths Footpaths Footpaths Road/Street Footpaths 	<ul style="list-style-type: none"> Parks Parks Playground State Forest/National Park 	<ul style="list-style-type: none"> Roads Bridges Drainage Emergency Call Out Highways Roads Traffic Lights 	<ul style="list-style-type: none"> Statutory Services Building Animals - Domestic Animals - Other Environment Protection Environmental Health Fire Grants Incident Management Review Local Laws Marine Safety Private Prop & Rural Roadside 	<ul style="list-style-type: none"> Trees Tree 	<ul style="list-style-type: none"> Waste Management Waste Mgmt & Recycling



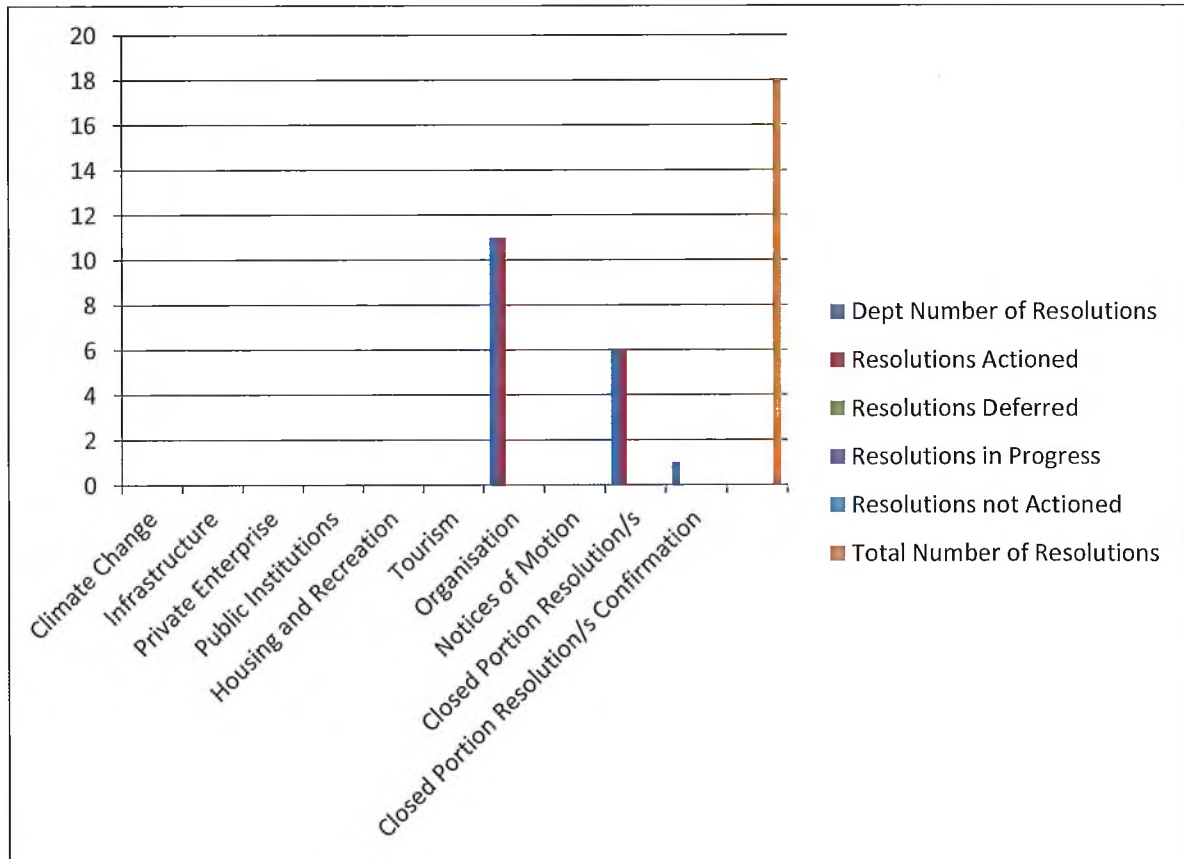
Aging Outside Intervention



Open Requests by Service Type



ACTIONING OF COUNCIL RESOLUTIONS
COUNCIL MEETING – FEBRUARY 2015



**OUTSTANDING ACTIONS OF COUNCIL RESOLUTIONS TO
28 FEBRUARY 2015**

This Report is to advise the Senior Management Team, Councillors and the community of the status of previous Council resolutions which are in progress but are yet to be finalised.

Council Meeting Date	Item No. Description & Recommendation	Action to Date
<i>There are no report resolutions with outstanding actions yet to be finalised</i>		

**REVIEW OF EXISTING COUNCIL POLICIES
AND ADOPTION OF NEW POLICIES**

Period of Review	Policy Name	Policy Number	Outcome
<i>There were no new Policies prepared or Policy reviews in the February / March period</i>			

RECORDS OF ASSEMBLIES OF COUNCILLORS

For period 6 February to 6 March 2015

Record in accordance with sections 77 and 80A(1) of the *Local Government Act 1989*

Note: Details of matters discussed at the meeting that have been designated confidential under section 77 of the Local Government Act 1989 are described in a separate "confidential addendum" that will be reported to the next closed Council meeting]

Name of Meeting: Councillors Forum

Date of Meeting: Tuesday 10 February 2015

Time: 12.45 p.m. – 5.00 p.m.

Attendees:

Councillors

Debra Swan
Colleen Furlanetto
Malcolm Little
Alister Purbrick
Patrick Storer
Robin Weatherald
Graeme Williams

Officer/s

Chief Executive Officer
Director, Asset Services
Director, Corporate and Community
Director, Sustainable Development
Program Support Officer (Item 1)

Apologies

Nil

Matters discussed:

Declarations of Interest

1. Creightons Creek Fire Debrief ~ Program Support
2. Budget / Council Plan - Update / Feedback
3. Planning Agenda Review
4. Logo Implementation Timetable – Manager, Community Relations
5. Assembly of Councillors
 - 5.1 Mayor & Chief Executive Officer Meetings Update / Other
 - 5.2 Councillors Meetings Attendances
 - 5.3 Items requested by Councillors for the following months' workshop
 - 5.4 'Just Get Active' Primary Health and Wellbeing Program
 - 5.5 Trees within Rural Government Road Reserves
 - 5.6 Request for Road Improvement Works - Longwood Gobur Road
 - 5.7 Request to declare Road as "Unused" – Buchans Road, Warring
 - 5.8 Cr Weatherald
Planning Permit Decision Delays [Carried over from last week]
 - 5.9 Cr Furlanetto
Emergency Communication to Councillors [Carried over from last week]

- 5.10 Cr Furlanetto
Roadside Tree Management (also for consideration in budget) *[Carried over from last week]*
- 5.11 Cr Little
Parking in Ash Street, Avenel
- 5.12 Cr Weatherald
Request for Planning Department Progress Reports
- 5.13 Euroa Conference and Function Centre / Saleyards / MAV Strategic Planning Meeting – Events listed for Thursday 5 March 2015
- 5.14 Proposed Rockies Bridge

Declaration of Interest/s / Direct or Indirect

Matter No.	Names of Councillor/s who disclosed interest	Did the Councillor/s leave the meeting?

Record of Assembly of Councillors

Record in accordance with sections 77 and 80A(1) of the *Local Government Act 1989*

Note: Details of matters discussed at the meeting that have been designated confidential under section 77 of the Local Government Act 1989 are described in a separate "confidential addendum" that will be reported to the next closed Council meeting]

Name of Meeting: Councillors Forum

Date of Meeting: Tuesday 17 February 2015

Time: 12.00 noon. – 7.30 p.m.

Attendees:

Councillors

Debra Swan
Colleen Furlanetto
Malcolm Little
Alister Purbrick
Patrick Storer
Robin Weatherald
Graeme Williams

Officer/s

Deputy Chief Executive Officer / Director, Sustainable Development
Director, Asset Services
Director, Corporate and Community
Executive Manager, Assets (Item 1)
Manager, Community Relations (Item 2)
Children and Families Co-Ordinator (Item 4)
Community Development Officer – Access and Inclusion (Item 6)
Manager, Governance and Statutory Services (Item 9)

Apologies

Chief Executive Officer (on leave)

Matters discussed:

Declarations of Interest

1. Capital Works Program Update – presentation by Executive Manager, Assets
2. Logo Implementation Timetable – Manager, Community Relations
3. 2015/16 Capital Works Discussions
4. Fast Track Talent Show – Children and Families Co-Ordinator
5. Agenda Review
6. Briefing on final draft Inclusive Communities Plan – Community Development Officer ~ Access and Inclusion
7. Presentation to Upton Hill Fire Brigade Representatives – Fire Awareness Awards
8. Assembly of Councillors
 - 8.1 Mayor & Chief Executive Officer Meetings Update / Other
 - 8.2 Councillors Meetings Attendances
 - 8.3 Items requested by Councillors for the following months' workshop

- 8.4 Roadside Drainage – 160 Thorndyke Drive, Miepoll
- 8.5 Friends of Euroa Library – New Verandah Project
- 8.6 Minister for Agriculture and Minister for Regional Development - attendance at Saleyards official roof opening
- 8.7 Cr Little
Planning Concern
- 9. Palmer Avenue Issues / Domestic Wastewater Management Plan – briefings by Manager, Governance and Statutory Services
- 10. Council Meeting

Declaration of Interest/s / Direct or Indirect

Matter No.	Names of Councillor/s who disclosed interest	Did the Councillor/s leave the meeting?
3.10	Cr Debra Swan	Yes

Record of Assembly of Councillors

Record in accordance with sections 77 and 80A(1) of the *Local Government Act 1989*

Note: Details of matters discussed at the meeting that have been designated confidential under section 77 of the Local Government Act 1989 are described in a separate "confidential addendum" that will be reported to the next closed Council meeting]

Name of Meeting: Councillors Forum
Date of Meeting: Tuesday 24 February 2015
Time: 9.30 a.m. – 7.00 p.m. p.m.

Attendees:

Councillors

Debra Swan
Colleen Furlanetto
Malcolm Little
Alister Purbrick
Patrick Storer
Robin Weatherald
Graeme Williams

Officer/s

Deputy Chief Executive Officer / Director, Sustainable Development
Director, Asset Services
Director, Corporate and Community
Waste Engineer (Item 2)

Apologies

Chief Executive Officer (on leave)

Matters discussed:

Declarations of Interest

- 1.1 Objectors to shooting range application – presentation time of 5 minutes confirmed
- 1.2 Capital Works Program / Waste / Financial Summary 2015/2016 Budget Discussions
2. Green Organics Proposal / Update – briefing Waste Engineer
3. Planning Agenda Review
4. Assembly of Councillors
 - 8.1 Mayor & Chief Executive Officer Meetings Update / Other
 - 8.2 Councillors Meetings Attendances
 - 8.3 Items requested by Councillors for the following months' workshop
 - 4.4 January 2015 Financial Report
 - 4.5 Cr Furlanetto
Planter Boxes in Binney Street
5. Planning Committee Meeting

Declaration of Interest/s / Direct or Indirect

Matter No.	Names of Councillor/s who disclosed interest	Did the Councillor/s leave the meeting?

Record of Meetings of Section 86 Committees of Council

Minutes of Meetings received in the February / March 2015 Period

Name of Committee	Date of Meeting
Avenel Action Group	11/12/14
Euroa Community Action Group	24/11/15
Ruffy Action Group	18/02/15
Nagambie Action Group	25/8/14 29/9/14 27/10/14 6/10/13 (AGM)
Longwood Community Centre	12/01/15

10. NOTICES OF MOTION

11. URGENT BUSINESS

12. CLOSURE OF MEETING TO THE PUBLIC

..... P.M.

CRS -

That Council, in conformance with Section 89(2) of the Local Government Act 1989, resolve to close the meeting to members of the public for the purpose of considering items relating to:-

- Ground(s) under section 89(2):

89(2)(d): Contractual Matters

C.P. 1 Contract No. 14/15-07 – Evaluation Report
- Road Pavement Rehabilitation Program

..... P.M.

CRS -

That Council open the meeting to members of the public and resume normal business.

13. CONFIRMATION OF 'CLOSED PORTION' DECISION/S

Closed Portion Decision/s -

C.P. 1 Contract No. 14/15-07 – Evaluation Report
- Road Pavement Rehabilitation Program

RECOMMENDATION

CRS -

That the decision/s of Council's 'Closed Portion' considerations be confirmed.

THERE BEING NO FURTHER BUSINESS, THE MEETING CLOSED AT..... P.M.